

Asset Management / Fund Factsheet / 28.01.2022

Vontobel Fund - mtX Sustainable Emerging Markets Leaders H (hedged), EUR

Marketing document for retail investors in: AT, CH, DE, ES, FR, IT, LU, PT

Investment objective

This equity fund aims to generate long-term capital growth and seeks to promote environmental and social characteristics while respecting risk diversification.

Key features

The fund invests across emerging markets in a concentrated portfolio mainly including stocks of companies which are among the leaders in their industry, offer high and sustainable profitability potential, seek to promote environmental or social practices, and whose stock prices have attractive upside versus the estimated enterprise values at the time of the investment.

Approach

The specialized and seasoned investment team takes long-term high conviction investment decisions based on in-depth research combined with systematic screening. The team integrates sustainability indicators as a central pillar in the investment process with the aim of improving the long-term risk-return characteristics of the fund's portfolio and supporting elevated social or environmental practices. The team actively adapts portfolio positions to seize attractive new opportunities and control risks always in line with their latest assessment of investment conditions. They may use derivative financial instruments as well.

Risk and reward profile



Portfolio management	Roger Merz / Thomas Schaffner
Fund domicile, legal structure	Luxembourg, UCITS
Currency of the fund / shareclass	USD / EUR
Launch date fund / shareclass	15.07.2011 / 11.08.2017
Fund size	USD 7,040.80 mio
Net asset value (NAV) / share	EUR 115.42
Ref. index	MSCI Emerging Markets TR net
ISIN / WKN / VALOR	LU1646585114 / A2H7EW / 37470435
Management fee	1.65%
Ongoing charges (incl. Mgmt. fee) as of 28.02.2021	2.09%
Maximum entry / switching / exit fee ¹⁾	5.00% / 1.00% / 0.30%
Swing pricing	Yes
Distribution policy	reinvesting

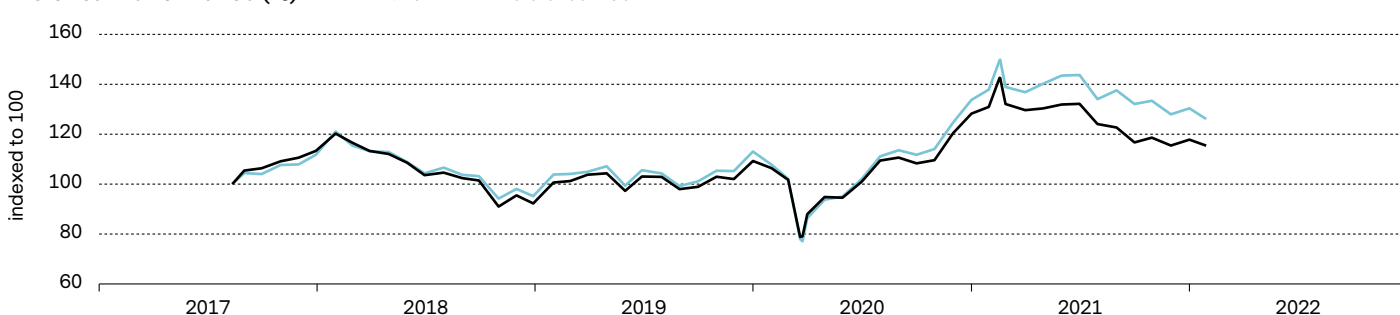
¹⁾ Refer to fund distributor for actual applicable fees, if any.

Portfolio Characteristics

Volatility, annualized ²⁾	16.38%
Sharpe ratio ²⁾	0.32
Information ratio ²⁾	negative
Beta ²⁾	0.89
Tracking error, ex-post ²⁾	4.07%

²⁾ calculated over 3 years

Historical Performance (%)

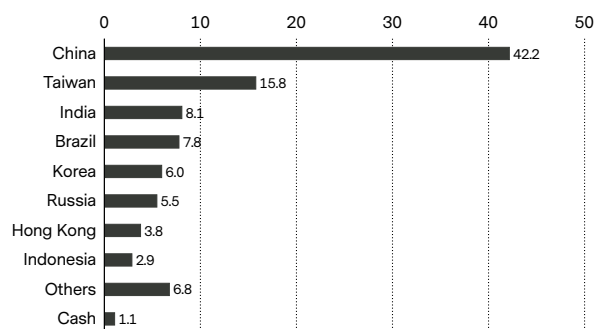
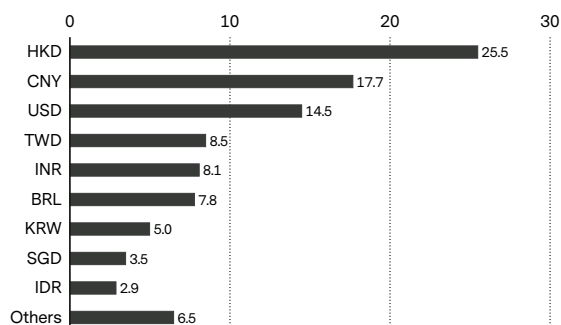
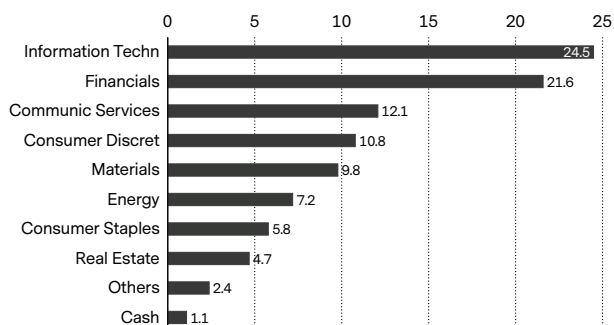


	02.21	02.20	02.19	02.18	02.17	1 m	year to date	2021	2020	2019	3 yrs p.a.	5 yrs p.a.	since inception
Fund	-11.9	23.1	5.7	-16.3	n.a.	-2.0	-2.0	-8.1	17.4	18.4	4.7	n.a.	15.4
Ref. index	-8.5	27.9	3.8	-14.2	n.a.	-3.3	-3.3	-2.5	18.3	18.8	6.7	n.a.	26.1

Past Performance is not a guide to current or future performance. Performance data do not take account of the entry / exit commissions and costs incurred, and reflect gross distributions reinvested. Performance of a fund can rise or fall, i.a. as a result of currency fluctuations. The investment policy was changed as at 01.09.2021.

Major positions (%)

Taiwan Semiconductor ADR	7.3
Tencent Holdings Ltd	5.5
Mediatek Inc Shs	3.9
Alibaba Group Holding Ltd	3.7
Inner Mongolia Yili Industrial Group Co Ltd	3.2
Infosys Ltd	3.1
HDFC Bank Ltd	3.0
Pt Bank Mandiri Shs	2.9
Netease.Com -Adr-	2.8
Oil company LUKOIL PJSC ADR	2.7
Total	38.1

Geographical breakdown (%)**Currency breakdown (%)****Sector breakdown (%)****Risks**

- Limited participation in the potential of single securities.
- Investments in foreign currencies are subject to currency fluctuations.
- Success of single security analysis and active management cannot be guaranteed.
- It cannot be guaranteed that the investor will recover the capital invested.
- Derivatives entail risks relating to liquidity, leverage and credit fluctuations, illiquidity and volatility.
- Price fluctuations of investments due to market, industry and issuer linked changes are possible.
- Investments in emerging markets may be affected by political developments, currency fluctuations, illiquidity and volatility.
- The Sub-Fund's investments may be subject to sustainability risks. The sustainability risks that the Sub-Fund may be subject to are likely to have an immaterial impact on the value of the Sub-Funds' investments in the medium to long term due to the mitigating nature of the Sub-Fund's ESG approach.
- The Sub-Funds' performance may be positively or negatively affected by its sustainability strategy.
- The ability to meet social or environmental objectives might be affected by incomplete or inaccurate data from third-party providers.
- Information on how environmental and social objectives are achieved and how sustainability risks are managed in this Sub-Fund may be obtained from Vontobel.com/SFDR.

Glossary

Beta A measure of sensitivity - given as the average percentage change in the price of a fund when the market (benchmark) rises or falls by 1%. A value over (under) 1 means that on average the fund exhibits more (less) volatility than the benchmark. The figure is calculated on a 3-yearly basis. **Index** Is a characteristic portfolio considered representative of a particular market or a portion of it, and serves as a performance measurement for such a market. An index, or combination thereof, used as reference for performance comparison, is then called "reference index". **Information ratio** The information ratio (IR) is a ratio of portfolio returns above the returns of a benchmark to the volatility of those returns. **Management Fee** A fee which covers all costs relating to possible services rendered in connection with investment management and distribution. Please refer to the fund's prospectus for a complete description. **NAV** The Net Asset Value (NAV) represents the value per share. It is calculated by dividing the total net asset value of the fund (the value of the fund's assets less its liabilities) by the number of shares outstanding. **Ongoing charges** Expresses the sum of the costs of running a fund on an ongoing basis, like management fee and various legal and operating costs. It is calculated retroactively over a period of 12 months as a percentage of the fund assets. When insufficient data is available, Ongoing Charges may be estimated using data of funds with similar characteristics. **Sharpe Ratio** The Sharpe ratio indicates the additional reward per unit of risk compared to a risk/free investment. It reveals how much performance was achieved at what level of risk. **Tracking error** Measure of the deviation of the return of a fund compared to the return of a benchmark over a fixed period of time. Expressed as a percentage. The more passively the investment fund is managed, the smaller the tracking error. **Volatility** Volatility (or risk or standard deviation) is an indicator of the range of fluctuation of the annualized performance of a fund over a certain period.

Important information

This marketing document was produced by one or more companies of the Vontobel Group (collectively "Vontobel") for Wholesale/Retail clients for distribution in AT, CH, DE, ES, FR, IT, LU, PT.

This document is for information purposes only and does not constitute an offer, solicitation or recommendation to buy or sell shares of the fund/fund units or any investment instruments, to effect any transactions or to conclude any legal act of any kind whatsoever. Subscriptions of shares of the fund should in any event be made solely on the basis of the fund's current sales prospectus (the "Sales Prospectus"), the Key Investor Information Document («KIID»), its articles of incorporation and the most recent annual and semi-annual report of the fund and after seeking the advice of an independent finance, legal, accounting and tax specialist. Furthermore and before entering into an agreement in respect of an investment referred to in this document, you should consult your own professional and/or investment advisers as to its suitability for you.

This financial product promotes environmental or social characteristics but does not have sustainable investment as its objective. Neither the Sub-Fund, nor the Management Company nor the Investment Manager make any representation or warranty, express or implied, with respect to the fairness, correctness, accuracy, reasonableness or completeness of an assessment of ESG research and the correct execution of the ESG strategy.

Past performance is not a reliable indicator of current or future performance. Performance data does not take into account any commissions and costs charged when shares of the fund are issued and redeemed, if applicable. The return of the fund may go down as well as up due to changes in rates of exchange between currencies. The value of the money invested in the fund can increase or decrease and there is no guarantee that all or part of your invested capital can be redeemed.

Interested parties may obtain the above-mentioned documents free of charge from the authorised distribution agencies and from the offices of the fund at 11-13 Boulevard de la Foire, L-1528 Luxembourg. Refer for more information on the fund to the latest prospectus, annual and semi-annual reports as well as the key investor information documents ("KIID"). These documents may also be downloaded from our website at vontobel.com/am. A summary of investor rights is available in English on the following link: www.vontobel.com/vamsa-investor-information. The representative in Switzerland: Vontobel Fonds Services AG, Gotthardstrasse 43, 8022 Zurich, the paying agent in Switzerland: Bank Vontobel AG, Gotthardstrasse 43, 8022 Zurich. , the paying agent in Germany: the paying agent in Germany: LBBW Landesbank Baden-Württemberg, Große Bleiche 54-56, 55116 Mainz. , the paying agent in Austria Erste Bank der oesterreichischen Sparkassen AG, Graben 21, A-1010 Vienna. Please note that certain sub-funds are exclusively available to qualified investors in Andorra or Portugal. The KIID is available in French. Refer for more information on the funds to the Document d'Information Clé pour l'Investisseur (DICI). Refer for more information regarding subscriptions in Italy to the Modulo di Sottoscrizione. For any further information: Vontobel Asset Management S.A., Milan Branch, Piazza degli Affari 3, 20123 Milano, telefono: 0263673444, e-mail clientrelation@vontobel.it. In Spain, funds authorised for distribution are recorded in the register of foreign collective investment companies maintained by the Spanish CNMV (under number 280). The KIID can be obtained in Spanish from Vontobel Asset Management S.A., Spain Branch, Paseo de la Castellana, 95, Planta 18, E-28046 Madrid or electronically from atencionalcliente@vontobel.es.

In **Singapore** this material is provided by Vontobel Pte Ltd, regulated by the Monetary Authority of Singapore. The fund and its subfunds are not available to retail investors in Singapore. Selected sub-funds of the fund are currently recognized as restricted schemes by the Monetary Authority of Singapore. These sub-funds may only be offered to certain prescribed persons on certain conditions as provided in the "Securities and Futures Act", Chapter 289 of Singapore.

In **Hong Kong** this material is provided by Vontobel Asset Management Asia Pacific Limited, a corporation licensed by the Securities and Futures Commission. The fund is not authorised by the Securities and Futures Commission of Hong Kong. It may only be offered to those investors qualifying as professional investors under the Securities and Futures Ordinance. The contents of this document have not been reviewed by any regulatory authority in Hong Kong. You are advised to exercise caution and if you are in any doubt about any of the contents of this document, you should obtain independent professional advice.

In Chile the funds may not be publicly offered, neither as an entity of Vontobel or under registration with the Superintendencia de Securities and Insurance of Chile (Superintendencia de Valores y Seguros, SVS) in accordance with the Securities Act no. 18.045. The offer of the instruments mentioned in this presentation is subject to General Rule No. 336 issued by the SVS. The subject matter of this offer are securities not registered with the Securities Registry (Registro de Valores) of the SVS, nor with the Foreign Securities Registry (Registro de Valores Extranjeros) of the SVS; therefore, such securities are not subject to the supervision of the SVS. Since the securities are not registered in Chile, there is no obligation of the issuer to make publicly available information about the securities in Chile. The securities shall not be subject to public offering in Chile unless registered with the relevant securities registry of the SVS. Please note that certain sub-funds are exclusively available to qualified investors. This communication is for information of institutional investors only (qualified as such by the laws of the Republic of Peru) and does neither constitute an offer of financial services nor a recommendation or offer to purchase or sell shares in any financial instrument. The shares of the fund have not been and will not be registered with the Securities Market Public Register (Registro Público del Mercado de Valores) kept by the Peruvian Superintendencia for the Securities Market (Superintendencia del Mercado de Valores, SMV).

All data contained herein, including fund information, is obtained from or calculated by Vontobel. All data is as at the date of the document unless stated otherwise. Although Vontobel believes that the information provided in this document is based on reliable sources, it cannot assume responsibility for the quality, correctness, timeliness or completeness of the information contained in this document. Except as permitted under applicable copyright laws, none of this information may be reproduced, adapted, uploaded to a third party, linked to, framed, performed in public, distributed or transmitted in any form by any process without the specific written consent of Vontobel. To the maximum extent permitted by law, Vontobel will not be liable in any way for any loss or damage suffered by you through use or access to this information, or Vontobel's failure to provide this information. Our liability for negligence, breach of contract or contravention of any law as a result of our failure to provide this information or any part of it, or for any problems with this information, which cannot be lawfully excluded, is limited, at our option and to the maximum extent permitted by law, to resupplying this information or any part of it to you, or to paying for the resupply of this information or any part of it to you. Neither this document nor any copy of it may be distributed in any jurisdiction where its distribution may be restricted by law. Persons who receive this document should make themselves aware of and adhere to any such restrictions. In particular, this document must not be distributed or handed over to US persons and must not be distributed in the USA.

ANY INDEX REFERRED TO HEREIN IS THE INTELLECTUAL PROPERTY (INCLUDING REGISTERED TRADEMARKS) OF THE APPLICABLE LICENSOR. ANY PRODUCT BASED ON AN INDEX IS IN NO WAY SPONSORED, ENDORSED, SOLD OR PROMOTED BY THE APPLICABLE LICENSOR AND IT SHALL NOT HAVE ANY LIABILITY WITH RESPECT THERETO. Refer to vontobel.com/terms-of-licenses for more details.

Vontobel Asset Management S.A.
18, rue Erasme, L-1468 Luxembourg
Luxembourg

luxembourg@vontobel.com
www.vontobel.com/am