

Asset Management / Fund Factsheet / 30.06.2023

# Vontobel Fund - Vescore Artificial Intelligence Multi Asset N, EUR

Marketing document for retail investors in: AT, CH, DE, ES, FR, GB, IT, LU, NL, NO, SE

## Investment objective

This absolute-return-oriented multi-asset fund aims to participate in rising and falling markets, achieve steady value growth in the long term with a balanced risk profile (usual target volatility: 10%), as well as promote environmental and social characteristics.

## Key features

The fund invests worldwide mainly in equity, government bond, commodity, and currency derivatives. Based on quantitative models and artificial intelligence, it systematically adapts its asset allocation to the risks and opportunities offered by the prevailing market conditions. The securities portfolio applies an ESG (Environmental, Social, Governance) integration/exclusion approach.

## Approach

Vescore's investment process combines proprietary models, cutting-edge technology, and active management. The multi-model approach used to optimize each asset class, combined with risk management driven by artificial intelligence, aims to participate in both up and down markets across cycles. This strategy makes investment decisions without emotional bias, while ensuring systematic risk control at all times. To promote environmental and social characteristics, the securities portfolio excludes corporates and sovereigns with an ESG rating below the defined minimum threshold and includes at least 5% green, social or sustainable bonds.

## Risk and reward profile



## Historical Performance (%)



	1 m	year to date	2022	2021	2020	2019	2018	2017	2016	2015	2014	2013	3 yrs p.a.	5 yrs p.a.	since inception
Fund	-0.4	6.4	-20.8	7.8	1.4	20.2	0.0	n.a.	n.a.	n.a.	n.a.	n.a.	-1.5	n.a.	10.8

Past Performance is not a guide to current or future performance. Performance data do not take account of the entry / exit commissions and costs incurred, and reflect gross distributions reinvested. Performance of a fund can rise or fall, i.e. as a result of currency fluctuations. The investment policy was changed as at 01.09.2021.

Investment manager	Vontobel Asset Management S.A.
Fund domicile, legal structure, SFDR	Luxembourg, UCITS, Art. 8
Currency of the fund / shareclass	EUR / EUR
Launch date fund / shareclass	26.10.2018 / 26.10.2018
Fund size	EUR 82.41 mio
Net asset value (NAV) / share	EUR 110.84
ISIN / WKN / VALOR	LU1879231741 / A2N9K5 / 43789875
Ongoing charges (incl. Mgmt. fee) as of 28.02.2023	0.72%
Maximum entry / switching / exit fee <sup>1)</sup>	5.00% / 1.00% / 0.30%
Distribution policy	reinvesting

<sup>1)</sup> Refer to fund distributor for actual applicable fees, if any.

No reference index is mentioned as the fund's objective is not linked to an index.

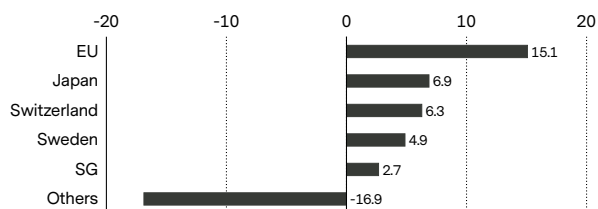
## Portfolio Characteristics

Volatility, annualized <sup>2)</sup>	10.31%
Sharpe ratio <sup>2)</sup>	negative

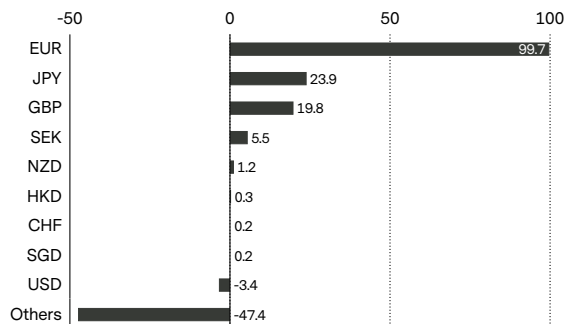
<sup>2)</sup> calculated over 3 years

Major positions	(%)
2.25% Bundeslaender BRD 23.10.2023 Senior	9.0
0.01% Rhineland-Palat 15.01.2024 Senior	6.0
0.05% Kfw Development BK 30.05.2024 Reg-S Senior	5.9
1.915% Kfw Development BK CP 19.10.2023 Senior	4.9
2.125% Lower Saxony 16.01.2024 Senior	4.9
0.01% DZ HYP 29.01.2024 Senior	4.8
0.01% Rhineland-Palat 29.05.2024 Senior	4.7
2.875% Investbk Berlin IBB 01.02.2024 Senior	4.6
3.187% EIB 15.07.2024 FRN Reg-S Senior	4.3
0.05% Lower Saxony 20.09.2023 Senior	3.6
<b>Total</b>	<b>52.7</b>

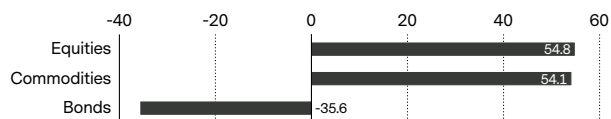
### Geographical breakdown (%)



### Currency breakdown (%)



### Portfolio Structure (%)



Market exposure per asset class. Exposures may not total 100% due to derivative instruments usage (like Options, Futures, etc).

### Risks

- Limited participation in the potential of single securities.
- Investments in foreign currencies are subject to currency fluctuations.
- Success of single security analysis and active management cannot be guaranteed.
- It cannot be guaranteed that the investor will recover the capital invested.
- Derivatives entail risks relating to liquidity, leverage and credit fluctuations, illiquidity and volatility.
- Interest rates may vary, bonds suffer price declines on rising interest rates.
- Price fluctuations of investments due to market, industry and issuer linked changes are possible.
- Investment universe may involve investments in countries where the local capital markets may not yet qualify as recognised capital markets.
- Investment universe may involve investments in countries where the local stock exchanges may not yet qualify as recognised stock exchanges.
- Commodity investments might be subject to considerable volatility and exposed to sudden fluctuations over a long period. Various commodity markets may also be subject to direct government intervention that might cause extreme price volatility of commodity investments.
- If an over the counter (OTC) swap counterparty defaults, losses might be realised up to the positive swap value accrued to the Sub-Fund since the last swap reset.
- The Sub-Fund's investments may be subject to sustainability risks. The sustainability risks that the Sub-Fund may be subject to are likely to have an immaterial impact on the value of the Sub-Funds' investments in the medium to long term due to the mitigating nature of the Sub-Fund's ESG approach.
- The Sub-Funds' performance may be positively or negatively affected by its sustainability strategy.
- The ability to meet social or environmental objectives might be affected by incomplete or inaccurate data from third-party providers.
- Information on how environmental and social objectives are achieved and how sustainability risks are managed in this Sub-Fund may be obtained from [Vontobel.com/SFDR](https://www.vontobel.com/SFDR).

### Glossary

**Asset class** is a group of financial instruments with similar attributes, such as cash, money market, equities or bonds. The asset class is important in categorizing funds by type of investments. **Derivative** is a financial security whose price is determined based on an underlying benchmark or asset such as stocks, bonds, commodities, currencies, interest rates, or market indexes. Examples are futures, options and credit default swaps. **Distribution policy** of a fund defines the dividend distribution for its share classes to investors. Accumulating share classes reinvest the income received from the fund holdings back into the fund and do not distribute to shareholders. Distributing shares typically make cash payments to shareholders on a periodic basis. **Environmental, social and governance (ESG)** criteria are a set of metrics or ratings that are used to screen potential investments for issues that might affect the financial performance and/or have a material impact on environment and society. ESG metrics reported in this document are for informative purposes and may not be part of the fund's investment process. **Equity exposure** illustrates the proportion of a fund that is invested in stocks (equities) and is usually expressed in percentage form. **Forward**, or forward contract, is an agreement between two parties to buy or sell an asset at a specified price on a future date, and is often used for hedging purposes or commodities trading, where a forward contract can be customized to an amount, delivery date, and commodity type (e.g. food, metals, oil or natural gas). **Future**, or futures contract, is a legal agreement to buy or sell a particular commodity asset, currency or security at a predetermined price at a future point in time. They are standardized contracts in terms of quality and quantity which facilitates trading on a futures exchange. **ISIN** (International Securities Identification Number) is a unique code that identifies a specific financial security. It is assigned by a country's respective national numbering agency (NNA). **Net Asset Value (NAV) / share** also known as the share price of a fund, represents the value per share of the fund. It is calculated by dividing the fund's assets less its liabilities by the number of shares outstanding. For most funds it is calculated and reported daily. **Ongoing charges** expresses the sum of the costs of running a fund on an ongoing basis, like the management fee and various legal and operating costs. It is calculated retroactively over a period of 12 months as a percentage of the fund assets. If the available data is insufficient, for example, for newly launched funds,

ongoing charges may be estimated using data from funds with similar characteristics. **Option** is a derivative, financial instrument whose price derives from the value of underlying securities, like stocks. Call/put options give buyers the right (but not the obligation) to buy/sell an underlying asset at an agreed price and date. **Share class** is a compartment of a fund with a distinct client type, distribution policy, fee structure, currency, minimum investment, or other characteristics. The characteristics of each share class are described in the fund prospectus. **Sharpe ratio** measures excess return per unit of risk. The ratio is the average return earned in excess of the risk-free rate per unit of volatility. A portfolio with a higher Sharpe ratio is considered superior relative to its peers. **SRRI** is a value based on a sub fund's volatility, providing a gauge of the overall risk and reward profile of the sub fund. **VALOR** is an identification number issued by SIX Financial Information and assigned to financial instruments in Switzerland. **Volatility** measures the fluctuation of a fund's performance over a certain period. It is most commonly expressed using the annualized standard deviation. The higher the volatility, the riskier a fund tends to be. **WKN** (or Wertpapierkennnummer) is an identification code of securities registered in Germany, issued by its Institute for Issuance and Administration of Securities.

### Important information

Vontobel Asset Management S.A.  
18, rue Erasme, L-1468 Luxembourg  
Luxembourg

[luxembourg@vontobel.com](mailto:luxembourg@vontobel.com)  
[www.vontobel.com/am](http://www.vontobel.com/am)