

Asset Management / Fund Factsheet / 31.08.2022

Vontobel Fund - Euro Corporate Bond AI, EUR

Morningstar Rating as of 31.07.2022 ★★★★★

Marketing document for institutional investors in:
AT, CH, DE, ES, GB, IT, LI, LU, SG (professional investors)

Investment objective

This bond fund aims to generate steady income and above-average investment returns over a full credit cycle, while promoting environmental or social characteristics and respecting risk diversification.

Key features

The fund invests across developed markets and their sectors mainly in corporate bonds in euros, with different maturities and seniorities, of issuers of good quality (investment grade) with various ratings, focusing on the mid-yield segment (ratings A+ to BBB-). The fund seeks to promote environmental or social characteristics.

Approach

The investment team follows a dedicated process, based on fundamental credit, relative-value, and technical analyses. Top-down assessment of the economy and sectors is followed by bottom-up company analysis, which also considers the 'S' of ESG (Environmental, Social, Governance) standards, specifically empowerment. By means of a filter the team selects paper whose credit spreads offer adequate compensation for the risks involved, while favoring issuers with strong or improving empowerment indicators. Striving to exploit more inefficiencies and diversify broadly, the team combines various issuers and securities in the fund.

Risk and reward profile



Portfolio management	Mondher Bettaieb / Claudia Fontanive-Wyss
Fund domicile, legal structure, SFDR	Luxembourg, UCITS, Art. 8
Currency of the fund / shareclass	EUR / EUR
Launch date fund / shareclass	27.09.2002 / 14.07.2015
Fund size	EUR 1,788.63 mio
Net asset value (NAV) / share	EUR 90.35
Ref. index	ICE BofAML A-BBB Euro Corporate Index
ISIN / WKN / VALOR	LU1258889689 / A14YY3 / 28828731
Management fee	0.55%
Ongoing charges (incl. Mgmt. fee) as of 28.02.2022	0.75%
Maximum entry / switching / exit fee ¹⁾	5.00% / 1.00% / 0.30%
Swing pricing	Yes
Distribution policy	distribution, annually
Last distribution on 24.11.2021	EUR 2.17
Distribution yield	2.40%

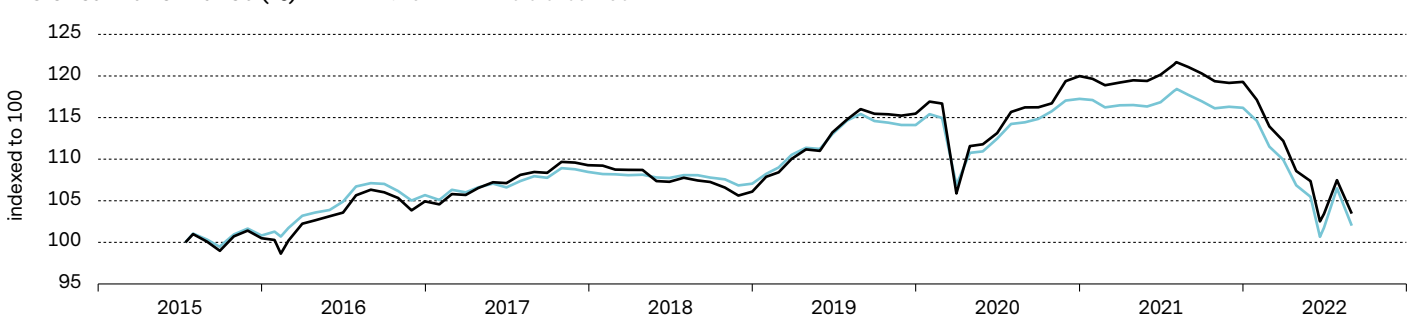
¹⁾ Refer to fund distributor for actual applicable fees, if any.

Portfolio Characteristics

	Fund	Ref. index
Volatility, annualized ²⁾	8.25%	6.98%
Information ratio ²⁾	0.14	
Modified duration (years)	5.16	4.69
Average Rating	BBB+	BBB+
Yield to maturity	4.50%	3.28%
Yield to worst (YTW)	4.34%	3.25%
Average maturity (years)	5.43	5.27
Number of issuers	125	750
Active share (country, issuer, ISIN)	30%, 68%, 91%	
Average coupon	2.50%	1.53%

²⁾ calculated over 3 years

Historical Performance (%)



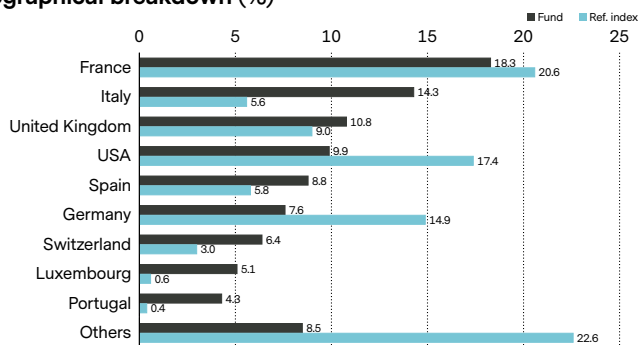
	09.21	09.20	09.19	09.18	09.17	1 m	year to date	2021	2020	2019	3 yrs p.a.	5 yrs p.a.	since inception
Fund	-14.6	4.2	0.2	8.0	-0.9	-3.7	-13.3	-0.6	3.9	8.8	-3.7	-0.9	3.5
Ref. index	-13.4	2.9	-0.9	6.8	0.1	-4.2	-12.2	-0.9	2.8	6.6	-4.0	-1.1	2.0

Past Performance is not a guide to current or future performance. Performance data do not take account of the entry / exit commissions and costs incurred, and reflect gross distributions reinvested. Performance of a fund can rise or fall, i.a. as a result of currency fluctuations.

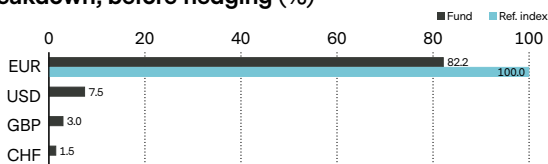
Major issuers (%)

CREDIT AGRICOLE LONDON	2.5
UNICREDIT SPA	2.5
CAIXABANK SA	2.2
ENEL SPA	2.2
BONOS Y OBLIG DEL ESTADO	2.0
MEDIOBANCA DI CRED FIN	1.9
HOLCIM FINANCE LUX SA	1.9
ORANGE SA	1.7
HEATHROW FINANCE PLC	1.7
TELECOM ITALIA FIN SA	1.6
Total	20.2

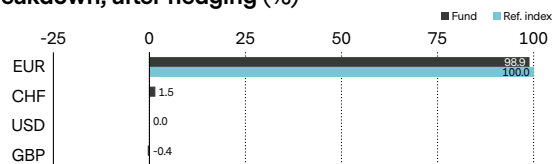
Geographical breakdown (%)



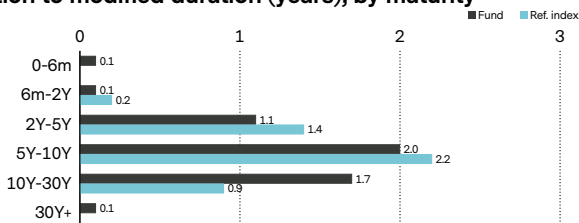
Currency breakdown, before hedging (%)



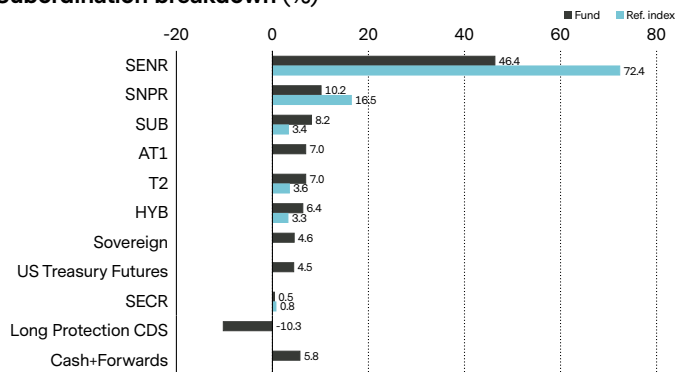
Currency breakdown, after hedging (%)



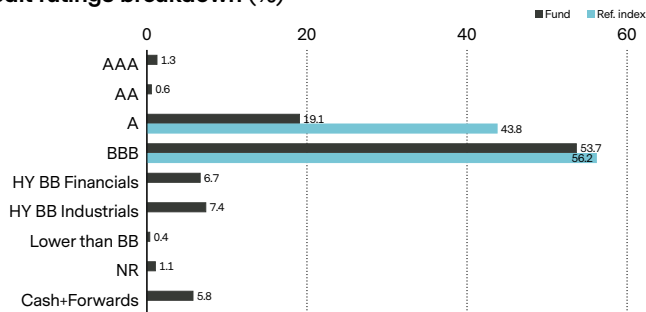
Contribution to modified duration (years), by maturity



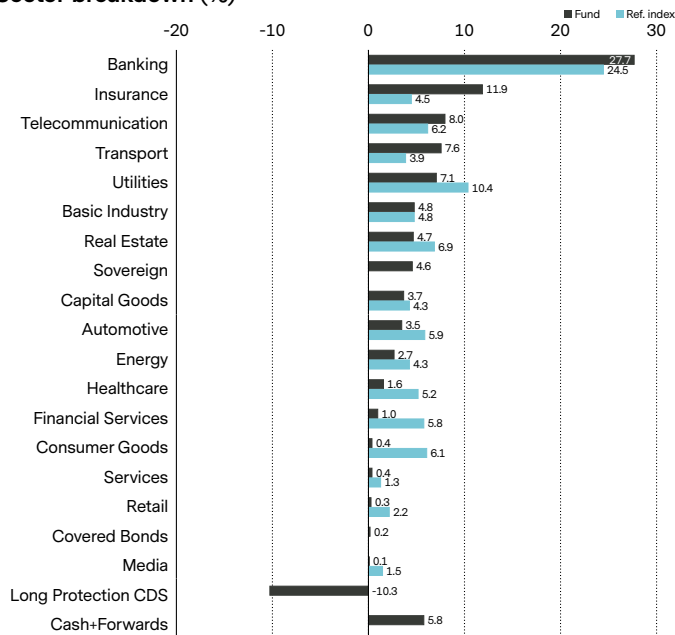
Subordination breakdown (%)



Credit ratings breakdown (%)



Sector breakdown (%)



Risks

- Limited participation in the potential of single securities.
- Investments in foreign currencies are subject to currency fluctuations.
- Success of single security analysis and active management cannot be guaranteed.
- It cannot be guaranteed that the investor will recover the capital invested.
- Derivatives entail risks relating to liquidity, leverage and credit fluctuations, illiquidity and volatility.
- Interest rates may vary, bonds suffer price declines on rising interest rates.

- Mid-yield bonds may be more speculative investments than bonds with a higher rating due to higher credit risk, higher price fluctuations, a higher risk of loss of capital deployed.
- The Sub-Fund's investments may be subject to sustainability risks. The sustainability risks that the Sub-Fund may be subject to are likely to have an immaterial impact on the value of the Sub-Funds' investments in the medium to long term due to the mitigating nature of the Sub-Fund's ESG approach.
- The Sub-Funds' performance may be positively or negatively affected by its sustainability strategy.
- The ability to meet social or environmental objectives might be affected by incomplete or inaccurate data from third-party providers.
- Information on how environmental and social objectives are achieved and how sustainability risks are managed in this Sub-Fund may be obtained from Vontobel.com/SFDR.

Glossary

Active Share (country, issuer, ISIN) measures the deviation of a portfolio (on country, issuer and ISIN basis) from its reference index, and is used to indicate how actively portfolios are managed. **Coupon** is a payment to holders of bonds on a pre-defined basis, normally with a specific periodicity and percentage. Average Coupon for a bond fund is calculated as capital-weighted average of the coupon rates of all bonds in a portfolio. **Derivative** is a financial security whose price is determined based on an underlying benchmark or asset such as stocks, bonds, commodities, currencies, interest rates, or market indexes. Examples are futures, options and credit default swaps. **Distribution**, or dividend, is a payment by a fund to its investors who hold distributing share classes (compartments with payouts). The distribution (or dividend) yield is calculated as all payouts over the last 12 months divided by the price per share (typically, the latest NAV), and may be affected by variable payments seasonality. **Distribution policy** of a fund defines the dividend distribution for its share classes to investors. Accumulating share classes reinvest the income received from the fund holdings back into the fund and do not distribute to shareholders. Distributing shares typically make cash payments to shareholders on a periodic basis. **Duration**, or Macaulay Duration, indicates the number of years an investor would need to maintain a position in the bond until the present value of the bond's cash flows equals the amount paid for the bond. The longer the duration, the more a bond's price will be affected by changes in interest rates. Duration may also be used to compare the risk of debt securities with different maturities and yields. **ESG** Environmental, social and governance (ESG) criteria are a set of standards for a company's operations that socially conscious investors use to screen potential investments. **Forward**, or forward contract, is an agreement between two parties to buy or sell an asset at a specified price on a future date, and is often used for hedging purposes or commodities trading, where a forward contract can be customized to an amount, delivery date, and commodity type (e.g. food, metals, oil or natural gas). **Future**, or futures contract, is a legal agreement to buy or sell a particular commodity asset, currency or security at a predetermined price at a future point in time. They are standardized contracts in terms of quality and quantity which facilitates trading on a futures exchange. **Index** is a portfolio that holds a broad range of securities, based on pre-defined rules. Indexes such as the FTSE 100 or DAX 30 are used to represent the performance of particular markets and thus act as a reference point for performance measurement of other portfolios. An index used as reference for performance comparisons, is called a "reference index". **Information ratio** is a measurement of portfolio returns in excess of the reference index per unit of return volatility. It is used to measure a portfolio manager's ability to generate excess returns relative to a reference index. **ISIN** (International Securities Identification Number) is a unique code that identifies a specific financial security. It is assigned by a country's respective national numbering agency (NNA). **Management fee** is a fee which covers the costs charged to a fund relating to portfolio management services and, if applicable, to distribution services. **Maturity** indicates the length of time until the initial investment amount of a bond is due to be repaid. "Average maturity" is calculated on a bond portfolio by weighting each bond's residual maturity by its relative size. **Modified duration** is an adjusted version of Macaulay Duration and measures the percentage change in a bond price as a result of a change in yield. It is used to measure the sensitivity of a bond's cash flows to a change in interest rates and is more commonly used than Macaulay Duration. **Net Asset Value (NAV) / share** also known as the share price of a fund, represents the value per share of the fund. It is calculated by dividing the fund's assets less its liabilities by the number of shares outstanding. For most funds it is calculated and reported daily. **Number of issuers** shows the number of different issuers of securities in the portfolio of the fund. It is always less than or equal to the number of positions in the fund because a fund may hold multiple positions from a single issuer. **Ongoing charges** expresses the sum of the costs of running a fund on an ongoing basis, like the management fee and various legal and operating costs. It is calculated retroactively over a period of 12 months as a percentage of the fund assets. If the available data is insufficient, for example, for newly launched funds, ongoing charges may be estimated using data from funds with similar characteristics. **Option** is a derivative, financial instrument whose price derives from the value of underlying securities, like stocks. Call/put options give buyers the right (but not the obligation) to buy/sell an underlying asset at an agreed price and date. **Rating**, or credit rating, assesses a bond issuer's ability to repay on time all its debt (interest and principal). High ratings, like AAA or Aaa, indicate low risk (i.e., low probability of default), while ratings such as BBB- or Baa3 indicate a higher risk. **Share class** is a compartment of a fund with a distinct client type, distribution policy, fee structure, currency, minimum investment, or other characteristics. The characteristics of each share class are described in the fund prospectus. **SRRI** is a value based on a sub fund's volatility, providing a gauge of the overall risk and reward profile of the sub fund. **Subordination**, or bond subordination, expresses the priority for repayment of a bond in the event of default. A subordinated bond is more junior than other, more senior bonds with respect to claims on assets or earnings. **Swing pricing** is an industry standard mechanism to protect long term investors in a fund against trading costs occurring when investors enter or exit the fund. This is achieved by adjusting the NAV upwards or downwards respectively so that the additional trading costs caused by subscriptions or redemptions are borne by investors trading in the fund. Full details of the Swing Pricing mechanism are given in the fund prospectus. **VALOR** is an identification number issued by SIX Financial Information and assigned to financial instruments in Switzerland. **Volatility** measures the fluctuation of a fund's performance over a certain period. It is most commonly expressed using the annualized standard deviation. The higher the volatility, the riskier a fund tends to be. **WKN** (or Wertpapierkennnummer) is an identification code of securities registered in Germany, issued by its Institute for Issuance and Administration of Securities. **Yield to maturity** (YTM) measures the return of the fund if all the bonds in the portfolio of the fund were held to maturity. The ratio is expressed as an annual return in percent. **Yield to worst** (YTW) represents the lowest potential annual return of a bond that does not default, for instance, if a bond may be called by the issuer prior to maturity.

Important information

This marketing document was produced by one or more companies of the Vontobel Group (collectively "Vontobel") for institutional investors for distribution in AT, CH, DE, ES, GB, IT, LI, LU, SG (professional investors).

This document is for information purposes only and does not constitute an offer, solicitation or recommendation to buy or sell shares of the fund/fund units or any investment instruments, to effect any transactions or to conclude any legal act of any kind whatsoever. Subscriptions of shares of the fund should in any event be made solely on the basis of the fund's current sales prospectus (the "Sales Prospectus"), the Key Investor Information Document ("KIID"), its articles of incorporation and the most recent annual and semi-annual report of the fund and after seeking the advice of an independent finance, legal, accounting and tax specialist.

This document is directed only at recipients who are institutional clients, such as eligible counterparties or professional clients as defined by the Markets in Financial Instruments Directive 2014/65/EC ("MiFID") or similar regulations in other jurisdictions, or as qualified investors as defined by Switzerland's Collective Investment Schemes Act ("CISA").

Neither the fund, nor the Management Company nor the Investment Manager make any representation or warranty, express or implied, with respect to the fairness, correctness, accuracy, reasonableness or completeness of an assessment of ESG research and the correct execution of the ESG strategy. As investors may have different views regarding what constitutes sustainable investing or a sustainable investment, the fund may invest in issuers that do not reflect the beliefs and values of any specific investor.

This fund does not have a designated reference ESG benchmark, but applies a conventional benchmark whose construction does not take into account ESG criteria.

Past performance is not a reliable indicator of current or future performance. Performance data does not take into account any commissions and costs charged when shares of the fund are issued and redeemed, if applicable. The return of the fund may go down as well as up due to changes in rates of exchange between currencies. The value of the money invested in the fund can increase or decrease and there is no guarantee that all or part of your invested capital can be redeemed.

Interested parties may obtain the above-mentioned documents free of charge from the authorised distribution agencies and from the offices of the fund at 11-13 Boulevard de la Foire, L-1528 Luxembourg. Refer for more information on the fund to the latest prospectus, annual and semi-annual reports as well as the key investor information documents ("KIID"). These documents may also be downloaded from our website at vontobel.com/am. A summary of investor rights is available in English on the following link: www.vontobel.com/vamsa-investor-information. The representative in Switzerland: Vontobel Fonds Services AG, Gotthardstrasse 43, 8022 Zurich, the paying agent in Switzerland: Bank Vontobel AG, Gotthardstrasse 43, 8022 Zurich. the paying agent in Germany: the paying agent in Germany: B. Metzler

seel. Sohn & Co. KGaA, Untermainanlage 1, 60311 Frankfurt/Main, the paying agent in Liechtenstein: Liechtensteinische Landesbank AG, Städtle 44, FL-9490 Vaduz, the paying agent in Austria Erste Bank der oesterreichischen Sparkassen AG, Graben 21, A-1010 Vienna. Refer for more information regarding subscriptions in Italy to the Modulo di Sottoscrizione. For any further information: Vontobel Asset Management S.A., Milan Branch, Piazza degli Affari 3, 20123 Milano, telefono: 0263673444, e-mail clientrelation@vontobel.it. In Spain, funds authorised for distribution are recorded in the register of foreign collective investment companies maintained by the Spanish CNMV (under number 280). The KIID can be obtained in Spanish from Vontobel Asset Management S.A., Spain Branch, Paseo de la Castellana, 95, Planta 18, E-28046 Madrid or electronically from atencionalcliente@vontobel.es. The funds authorised for distribution in the United Kingdom and entered into the FCA's temporary marketing permissions regime can be viewed in the FCA register under the Scheme Reference Number 466625. The fund is authorised as a UCITS scheme (or is a sub fund of a UCITS scheme) in a European Economic Area (EEA) country, and the scheme is expected to remain authorised as a UCITS while it is in the temporary marketing permissions regime. This information was approved by Vontobel Asset Management SA, London Branch, which has its registered office at 3rd Floor, 70 Conduit Street, London W1S 2GF and is authorised by the Commission de Surveillance du Secteur Financier (CSSF) and subject to limited regulation by the Financial Conduct Authority (FCA). Details about the extent of regulation by the FCA are available from Vontobel Asset Management SA, London Branch, on request. The KIID can be obtained in English from Vontobel Asset Management SA, London Branch, 3rd Floor, 70 Conduit Street, London W1S 2GF or downloaded from our website vontobel.com/am.

In **Singapore** this material is provided by Vontobel Pte Ltd, regulated by the Monetary Authority of Singapore. The fund and its subfunds are not available to retail investors in Singapore. Selected sub-funds of the fund are currently recognized as restricted schemes by the Monetary Authority of Singapore. These sub-funds may only be offered to certain prescribed persons on certain conditions as provided in the "Securities and Futures Act", Chapter 289 of Singapore.

In **Hong Kong** this material is provided by Vontobel Asset Management Asia Pacific Limited, a corporation licensed by the Securities and Futures Commission. The fund is not authorised by the Securities and Futures Commission of Hong Kong. It may only be offered to those investors qualifying as professional investors under the Securities and Futures Ordinance. The contents of this document have not been reviewed by any regulatory authority in Hong Kong. You are advised to exercise caution and if you are in any doubt about any of the contents of this document, you should obtain independent professional advice.

All data contained herein, including fund information, is obtained from or calculated by Vontobel. All data is as at the date of the document unless stated otherwise. Although Vontobel believes that the information provided in this document is based on reliable sources, it cannot assume responsibility for the quality, correctness, timeliness or completeness of the information contained in this document. Except as permitted under applicable copyright laws, none of this information may be reproduced, adapted, uploaded to a third party, linked to, framed, performed in public, distributed or transmitted in any form by any process without the specific written consent of Vontobel. To the maximum extent permitted by law, Vontobel will not be liable in any way for any loss or damage suffered by you through use or access to this information, or Vontobel's failure to provide this information. Our liability for negligence, breach of contract or contravention of any law as a result of our failure to provide this information or any part of it, or for any problems with this information, which cannot be lawfully excluded, is limited, at our option and to the maximum extent permitted by law, to resupplying this information or any part of it to you, or to paying for the resupply of this information or any part of it to you. Neither this document nor any copy of it may be distributed in any jurisdiction where its distribution may be restricted by law. Persons who receive this document should make themselves aware of and adhere to any such restrictions. In particular, this document must not be distributed or handed over to US persons and must not be distributed in the USA.

ANY INDEX REFERRED TO HEREIN IS THE INTELLECTUAL PROPERTY (INCLUDING REGISTERED TRADEMARKS) OF THE APPLICABLE LICENSOR. ANY PRODUCT BASED ON AN INDEX IS IN NO WAY SPONSORED, ENDORSED, SOLD OR PROMOTED BY THE APPLICABLE LICENSOR AND IT SHALL NOT HAVE ANY LIABILITY WITH RESPECT THERETO. Refer to vontobel.com/terms-of-licenses for more details.

© 2022 Morningstar. All rights reserved. The information contained herein: (1) is proprietary to Morningstar and/or its content providers; (2) may not be copied or distributed; and (3) is not warranted to be accurate, complete, or timely. Neither Morningstar nor its content providers are responsible for any damages or losses arising from any use of this information. Past performance is no guarantee for future results.

Vontobel Asset Management S.A.
18, rue Erasme, L-1468 Luxembourg
Luxembourg

luxembourg@vontobel.com
www.vontobel.com/am