Periodic disclosure for the financial products referred to in Article 8, paragraphs 1, 2 and 2a, of Regulation (EU) 2019/2088 and Article 6, first paragraph, of Regulation (EU) 2020/852

Sustainable investment means an investment in an economic activity that contributes to an environmental or social objective, provided that the investment does not significantly harm any environmental or social objective and that the investee companies follow good governance practices.

The **EU Taxonomy** is a classification system laid down in Regulation (EU) 2020/852, establishing a list of **environmentally sustainable economic activities**. That Regulation does not include a list of socially sustainable economic activities. Sustainable investments with an environmental objective might be aligned with the Taxonomy or not.

Product Name: Vontobel Fund – Swiss Franc Bond Foreign **Legal Entity Identifier:** 529900GTQNJG95M3H547

Environmental and/or social characteristics

Did this financial product have a sustainable investment objective?

☐ **YES**	☒ **NO**
☐ It made **sustainable investments with an environmental objective:** ___%	☒ It **promoted Environmental/Social (E/S) characteristics** and while it did not have as its objective a sustainable investment, it had a proportion of 19.23% of sustainable investments
☐ in economic activities that qualify as environmentally sustainable under the EU Taxonomy	☐ with an environmental objective in economic activities that qualify as environmentally sustainable under the EU Taxonomy
☐ in economic activities that do not qualify as environmentally sustainable under the EU Taxonomy	☒ with an environmental objective in economic activities that do not qualify as environmentally sustainable under the EU Taxonomy
	☒ with a social objective
☐ It made **sustainable investments with a social objective:** ___%	☐ It promoted E/S characteristics, but **did not make any sustainable investments**

To what extent were the environmental and/or social characteristics promoted by this financial product met?

The environmental and social characteristics promoted by the Sub-Fund were partially met.

The Sub-Fund promoted environmental and social characteristics by investing in issuers that the Investment Manager considered well-prepared to handle financially material environmental and/or social challenges. Issuers were selected based on the Investment Manager's ESG framework, as described in the pre-contractual disclosure annex for the Sub-Fund. In addition, the Sub-Fund invested 19.23% in sustainable investments by investing in securities of issuers that provide solutions to environmental and social challenges, namely to at least one of the actionable themes: climate change mitigation, responsible use of natural resources, addressing basic needs, empowerment.

The Sub-Fund has not designated a reference benchmark for the purpose of attaining the environmental and social characteristics that it promotes.

Sustainability indicators measure how the environmental or social characteristics promoted by the financial product are attained.

How did the sustainability indicators perform?

During the reference period, the attainment of the environmental and social characteristics promoted by the Sub-Fund has been measured with the sustainability indicators, as presented in the table below:

Sustainability Indicators	Value	Comments
Percentage of investments in securities of corporate issuers that derive a non-negligible part of their revenues from products and/or activities excluded by the Sub-Fund.	0%	For excluded products and/or activities please refer to the Investment Manager's Exclusion Framework.
Percentage of investments in issuers that are in violation of certain global norms and standards promoted by the Sub-Fund or that are exposed to critical controversies (unless the Investment Manager believes reasonable progress can be attained, for example, through active ownership activities). Such controversies may be related to environmental, social or governance issues	0%	
Percentage of investments in securities of corporate and sovereign issuers that pass the minimum ESG rating by Inrate AG, a third-party ESG data provider (C-, on a scale from A+ to D-, with A+ being the best and D- being the worst rating) that has been set for this Sub-Fund	97%	
Percentage of investments in securities of issuers that provide solutions to at least one of the actionable themes (climate change mitigation, responsible use of natural resources, addressing basic needs, empowerment) and that qualify as sustainable investments	19.23%	

… And compared to previous periods?

Financial year of the Fund ending on 31 August	2025	2024	2023
Sustainability Indicators	Value	Value	Value
Percentage of investments in securities of corporate issuers that derive a non-negligible part of their revenues from products and/or activities excluded by the Sub-Fund.	0%	0%	0%
Percentage of investments in issuers that are in violation of certain global norms and standards promoted by the Sub-Fund or that are exposed to critical controversies (unless the Investment Manager believes reasonable progress can be attained, for example, through active ownership activities). Such controversies may be related to environmental, social or governance issues	0%	0%	0%
Percentage of investments in securities of corporate and sovereign issuers that pass the minimum ESG rating by Inrate AG, a third-party ESG data provider (C-, on a scale from A+ to D-, with A+ being the best and D- being the worst rating) that has been set for this Sub-Fund	97%	98.34%	100%
Percentage of investments in securities of issuers that provide solutions to at least one of the actionable themes (climate change mitigation, responsible use of natural resources, addressing basic needs, empowerment) and that qualify as sustainable investments	19.23%	31.21%	29.21%

Percentage of investments in securities of sovereign issuers that are excluded based on the exclusion criteria applied by the Sub-Fund for sovereigns *	N/A	0%	0%
Percentage of investments in securities of sovereign issuers with substantial UN or international sanctions **	N/A	0%	0%
Percentage of investment in securities of sovereign issuers that pass the minimum ESG rating that has been set for this Sub-Fund (based on a proprietary methodology, minimum is set at 50 out of 100) *	N/A	100%	100%

* Indicators for corporate and sovereign issuers have been combined
** Indicator deleted as covered by the Investment Manager's Exclusion Framework.

What were the objectives of the sustainable investments that the financial product partially made and how did the sustainable investment contribute to such objectives?

The Sub-Fund allocated 19.23% of its portfolio to sustainable investments as at the end of the reporting period. The objective of the sustainable investments that the financial product partially made was to invest in securities of issuers that provide solutions to environmental and social challenges, namely to at least one of the actionable themes: climate change mitigation, responsible use of natural resources, addressing basic needs, empowerment. The assessment was conducted by the Investment Manager, based on quantitative ESG indicators and qualitative assessment of products, technologies, services or projects. The qualitative assessment considered research related to peer group and scientific studies. To qualify as sustainable investment, the issuer had a significant part of its activities related to these solutions, linked to at least one of the actionable themes. The Investment Manager required a minimum threshold of revenues or capital expenditure or operational expenditure or allocated funding of at least 20% (depending on the products, technologies, services or projects, an appropriate metric was used; for example, for financial institutions, the Investment Manager would prefer “allocated funding”, if relevant). If a security complied with this minimum requirement, the entire investment was considered a sustainable investment (provided that do no significant harm and, where applicable, good governance criteria were met, as described below), either with an environmental (climate change mitigation, responsible use of natural resources) or a social (addressing basic needs, empowerment) objective.

How did the sustainable investments that the financial product partially made not cause significant harm to any environmental or social sustainable investment objective?

In order to ensure that the sustainable investments of the Sub-Fund did not cause significant harm to any environmental or social investment objective, the Sub-Fund took into account all the mandatory principal adverse impacts indicators and ensured that the Sub-Fund’s investments were aligned with the OECD Guidelines for Multinational Enterprises and the UN Guiding Principles on Business and Human Rights as further outlined below.

How were the indicators for adverse impacts on sustainability factors taken into account?

For the sustainable investments that the Sub-Fund partially made, the Investment Manager took into account the adverse impacts on sustainability factors by applying the following process: The Investment Manager applied a process to identify the investments' exposure to principal adverse impacts on sustainability factors based on in-house research; data sources include ESG data providers, news alerts, and the issuers themselves. Where no reliable third-party data was available, the Investment Manager made reasonable estimates or assumptions.

Were sustainable investments aligned with the OECD Guidelines for Multinational Enterprises and the UN Guiding Principles on Business and Human Rights? Details:

The Sub-Fund has a controversy monitoring process in place, which takes into account, among other things, the alignment with the OECD Guidelines for Multinational Enterprises and the UN Guiding Principles on Business and Human Rights. This process is based on third party data and may be complemented by the Investment Manager’s own ESG research capabilities. The Sub-Fund excludes issuers that are (i) in violation of the norms and standards promoted by the Sub-Fund; (ii) involved in critical controversies. Unless, in either case, the Investment Manager has identified a positive outlook (i.e., through proactive response by the issuer, proportionate rectification measures already announced or taken, or through active ownership activities with reasonable promise of successful outcomes).

The EU Taxonomy sets out a "do no significant harm" principle by which Taxonomy-aligned investments should not significantly harm EU Taxonomy objectives and is accompanied by specific Union criteria.

The "do no significant harm" principle applies only to those investments underlying the financial product that take into account the EU criteria for environmentally sustainable economic activities. The investments underlying the remaining portion of this financial product do not take into account the EU criteria for environmentally sustainable economic activities.

Any other sustainable investments must also not significantly harm any environmental or social objectives.

How did this financial product consider principal adverse impacts on sustainability factors?

Principal adverse impacts are the most significant negative impacts of investment decisions on sustainability factors relating to environmental, social and employee matters, respect for human rights, anti-corruption and anti-bribery matters.

The Investment Manager considered the following adverse sustainability indicators for the Sub-Fund's investment strategy:

Table	Number	Principal Adverse Impact Indicator
1	4	Exposure to companies active in the fossil fuel sector
1	5	Share of non-renewable energy consumption
1	5	Share of non-renewable energy production
1	10	Share of investments in investee companies that have been involved in violations of the UNGC principles or OECD Guidelines for Multinational Enterprises
1	14	Share of investments in investee companies involved in the manufacture or selling of controversial weapons
1	16	Number of investee countries subject to social violations
1	16	Percentage of investee countries subject to social violations
3	14	Number of identified cases of severe human rights issues and incidents

The Investment Manager applied a process to identify issuers that are exposed to principal adverse impacts on sustainability factors based on in-house research and/or external data sources, including ESG data providers, news alerts, and the issuers themselves.

What were the top investments of this financial product?

The list includes the investments constituting **the greatest proportion of investments** of the financial product during the reference period which is: 01/09/2024-31/08/2025

The top investments of the Sub-Fund are detailed below:

Largest investments	Sector	% Assets	Country
PFANDBRIEF SCHW KANTBK	Credit granting by specialised institutions	3.23	SWITZERLAND
EBN BV	Other monetary intermediation	1.94	NETHERLANDS (THE)
KOMMUNEKREDIT	General public administration activities	1.55	DENMARK
CELLNEX FINANCE CO SA	Wireless telecommunications activities	1.55	SPAIN
KANTONSSPITAL WINTERTHUR	Hospital activities	1.25	SWITZERLAND
ASIAN DEVELOPMENT BANK	Activities of holding companies	1.16	PHILIPPINES (THE)
BNG BANK NV	Other financial service activities	1.16	NETHERLANDS (THE)

UNI KINDERSPITAL ZUERICH	Hospital activities	1.15	SWITZERLAND
NEDER WATERSCHAPSBANK	General public administration activities	1.14	NETHERLANDS (THE)
DIGITAL CONSTELLATION BV	Data processing, hosting and related activities	1.14	NETHERLANDS (THE)
BNP PARIBAS	Other monetary intermediation	1.10	FRANCE
MET LIFE GLOB FUNDING I	Other credit granting	1.06	UNITED STATES OF AMERICA (THE)
ASB BANK LIMITED	Other monetary intermediation	1.01	NEW ZEALAND
GRAUBUNDNER KANTONALBANK	Other monetary intermediation	0.98	SWITZERLAND
EQUINIX EUROPE FINANCING	Data processing, hosting and related activities	0.95	UNITED STATES OF AMERICA (THE)

The portfolio proportions of investments presented above are an average over the reference period, based on the Sub-Fund's holdings at the quarter-ends of the financial year.

What was the proportion of sustainability-related investments?

The proportion of sustainability-related investments was 87.48% (assets aligned with environmental and social characteristics).

What was the asset allocation?

Asset allocation describes the share of investments in specific assets.

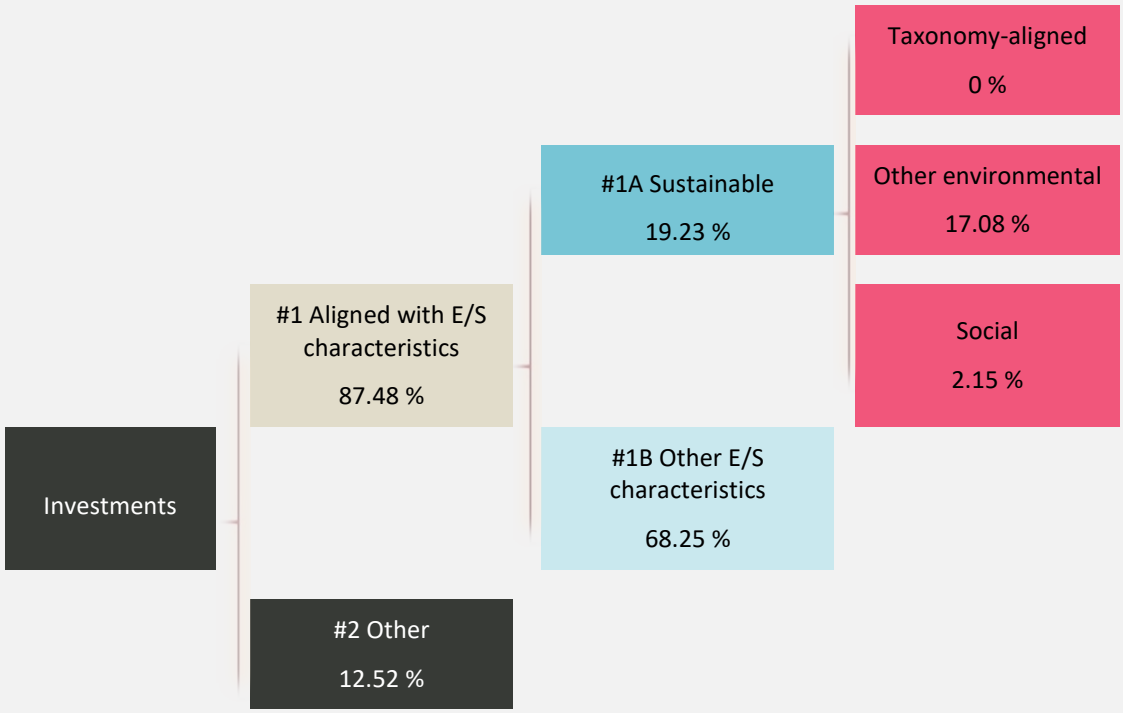

#1 Aligned with E/S characteristics includes the investments of the financial product used to attain the environmental or social characteristics promoted by the financial product.

#2 Other includes the remaining investments of the financial product which are neither aligned with the environmental or social characteristics, nor are qualified as sustainable investments.

The category **#1 Aligned with E/S characteristics** covers:

- The sub-category **#1A Sustainable** covers environmentally and socially sustainable investments.
- The sub-category **#1B Other E/S characteristics** covers investments aligned with the environmental or social characteristics that do not qualify as sustainable investments.

Depending on the potential usage of derivatives as part of this Sub-Fund's investment strategy, the exposure detailed above could be subject to variability as the portfolio's total value of investments (NAV) may be impacted by the Mark to Market of derivatives. For more details on the potential usage of derivatives by this Sub-Fund, please refer to its pre-contractual disclosures and the investment policy described in the Sales Prospectus.

In which economic sectors were the investments made?

The Sub-Fund's investments were made in the economic sectors detailed below:

Top sector	Sub- sector	Proportion (%)
Financial and insurance activities	Other monetary intermediation	38.12
Public administration and defence; compulsory social security	General public administration activities	15.85
Financial and insurance activities	Other financial service activities	7.03
Financial and insurance activities	Other credit granting	3.89
Financial and insurance activities	Credit granting by specialised institutions	3.47
Human health and social work activities	Hospital activities	3.08
Information and communication	Data processing, hosting and related activities	2.94
Information and communication	Wireless telecommunications activities	2.47
Financial and insurance activities	Activities of holding companies	1.91
Transportation and storage	Air transport	1.40
Financial and insurance activities	Covered bond issuance	1.24
Manufacturing	Manufacture of instruments and appliances for measuring, testing and navigation	1.20
Financial and insurance activities	Central banking	1.12
Real estate activities	Buying and selling of own real estate	1.09
Electricity, gas, steam and air conditioning supply	Transmission of electricity	1.08
total of remaining sectors with a proportion < 1.0%		9.30

The sector allocation of the portfolio presented above is an average based on the Sub-Fund's holdings at the quarter-ends of the financial year.

2.46% of the total value of investments (NAV) were in companies involved in sectors that could be connected to non-renewable energy sources, such as "Electricity, gas, steam and air conditioning supply (NACE code D)", "Mining and quarrying (NACE code B)" or "Manufacture of coke and refined petroleum products (NACE code C19)". It's important to note that even companies categorized under different NACE codes might still have some involvement with non-renewable energy-related activities, even if it's not their main focus.

To what extent were the sustainable investments with an environmental objective aligned with the EU Taxonomy?

None of the sustainable investments with an environmental objective were aligned with the EU Taxonomy.

Did the financial product invest in fossil gas and/or nuclear energy related activities complying with the EU Taxonomy?[1]

To comply with the EU Taxonomy, the criteria for **fossil gas** include limitations on emissions and switching to fully renewable power or low-carbon fuels by the end of 2035. For **nuclear energy**, the criteria include comprehensive safety and waste management rules.

Enabling activities directly enable other activities to make a substantial contribution to an environmental objective.

Transitional activities are activities for which low-carbon alternatives are not yet available and among others have greenhouse gas emission levels corresponding to the best performance.

☐ Yes

☐ In fossil gas ☐ In nuclear energy

☒ No

[1] Fossil gas and/or nuclear related activities will only comply with the EU Taxonomy where they contribute to limiting climate change ("climate change mitigation") and do not significantly harm any EU Taxonomy objective -see explanatory note in the left-hand margin. The full criteria for fossil gas and nuclear energy economic activities that comply with the EU Taxonomy are laid down in Commission Delegated Regulation (EU) 2022/1214.

Taxonomy-aligned activities are expressed as a share of:

- **turnover** reflecting the share of revenue from green activities of investee companies.

- **capital expenditure** (CapEx) showing the green investments made by investee companies, e.g. for a transition to a green economy.

- **operational expenditure** (OpEx) reflecting green operational activities of investee companies.

The graphs below show in green the percentage of investments that were aligned with the EU Taxonomy. As there is no appropriate methodology to determine the taxonomy-alignment of sovereign bonds*, the first graph shows the Taxonomy alignment in relation to all the investments of the financial product including sovereign bonds, while the second graph shows the Taxonomy alignment only in relation to the investments of the financial product other than sovereign bonds.

1. Taxonomy-alignment of investments **including sovereign bonds***

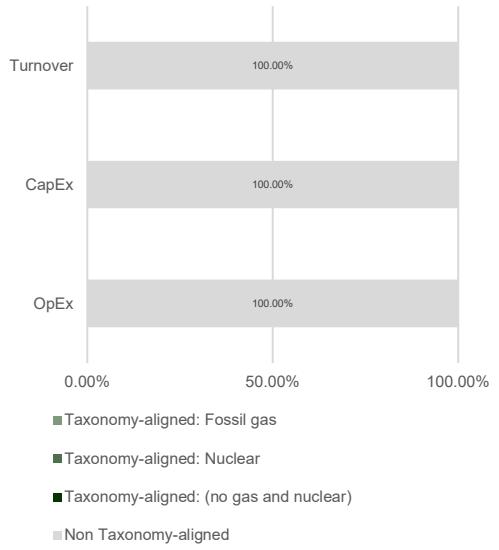

2. Taxonomy-alignment of investments **excluding sovereign bonds***

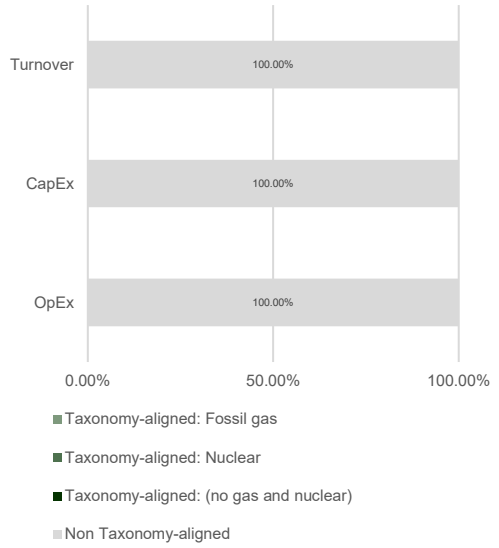

This graph represents 100 % of the total investments.

** For the purpose of these graphs, 'sovereign bonds' consist of all sovereign exposures*

What was the share of investments made in transitional and enabling activities?

The share of investments made in transitional and enabling activities was 0 %.

How did the percentage of investments that were aligned with the EU Taxonomy compare with previous reference periods?

Percentage of investments aligned with EU Taxonomy		
2025	2024	2023
0	2.50	3.13

are sustainable investments with an environmental objective that **do not take into account the criteria** for environmentally sustainable economic activities under Regulation (EU) 2020/852.

What was the share of sustainable investments with an environmental objective not aligned with the EU Taxonomy?

The share of sustainable investments with an environmental objective not aligned with the EU Taxonomy was 17.08% for this Sub-Fund.

The investment manager removed the commitment to investments under the reporting scope of the EU Taxonomy and did not have sufficient information to conclude an assessment on this.

What was the share of socially sustainable investments?

The Sub-Fund invested 2.15% in sustainable investments with a social objective.

What investments were included under "other", what was their purpose and were there any minimum environmental or social safeguards?

The "Other" investments represented 12.52% of the Sub-Fund's Net Asset Value and consisted of:

- Cash and cash equivalent investments (4.48%), for liquidity management purposes.
- Investments not covered by ESG research (8.04%) for diversification purposes, environmental and social safeguards applied.

Environmental or social safeguards were applied and assessed on all "other" assets except on (i) non single name derivatives, (ii) on UCITS and/or UCIs managed by other management company and (iii) on cash and cash equivalent investments described above.

What actions have been taken to meet the environmental and/or social characteristics during the reference period?

The binding elements of the investment strategy used for the selection of the investments to attain the environmental and/or social characteristics promoted by this Sub-Fund have been monitored throughout the reporting period.

How did this financial product perform compared to the reference benchmark?

Reference benchmarks are indexes to measure whether the financial product attains the environmental or social characteristics that they promote.

The Sub-Fund has not designated a reference benchmark to determine whether this Sub-Fund is aligned with the environmental and/or social characteristics that it promotes.