

Asset Management / Fund Factsheet / 31.07.2023

Vontobel Fund - Global Equity H (hedged), SEK

Marketing document for retail investors in: CH, LU, SE

Investment objective

This equity fund aims to provide strong returns over a market cycle with considerably less business risk than the global equity markets, and to promote environmental and social characteristics.

Key features

The fund invests across both developed and emerging markets. It seeks to invest, at sensible prices and promoting environmental and social characteristics, in a concentrated portfolio of stocks of high-quality growth companies. These should exhibit relatively stable and predictable earnings growth that can be sustained for extended periods.

Approach

The investment team adheres to a defined bottom-up approach that focuses on in-depth company research. In pursuit of the fund's goal to promote environmental or social characteristics, the team uses an exclusion screen, takes various safeguards, evaluates all investments against sustainability criteria, and oversees corporate governance. To support the goals of the investment style the team follows an active stewardship strategy through direct engagement with companies and a voting policy. The team manages the fund actively, aiming to participate in rising markets and protect capital during declining markets.

Risk and reward profile



Portfolio management	Matthew Benkendorf / Ramiz Chelat
Fund domicile, legal structure, SFDR	Luxembourg, UCITS, Art. 8
Currency of the fund / shareclass	USD / SEK
Launch date fund / shareclass	01.07.2005 / 24.09.2013
Fund size	USD 3,553.55 mio
Net asset value (NAV) / share	SEK 185.77
Ref. index	MSCI All Country World Index TR net
ISIN / VALOR	LU0971939599 / 22340335
Management fee	1.65%
Ongoing charges (incl. Mgmt. fee) as of 28.02.2023	2.05%
Maximum entry / switching / exit fee ¹⁾	5.00% / 1.00% / 0.30%
Distribution policy	reinvesting

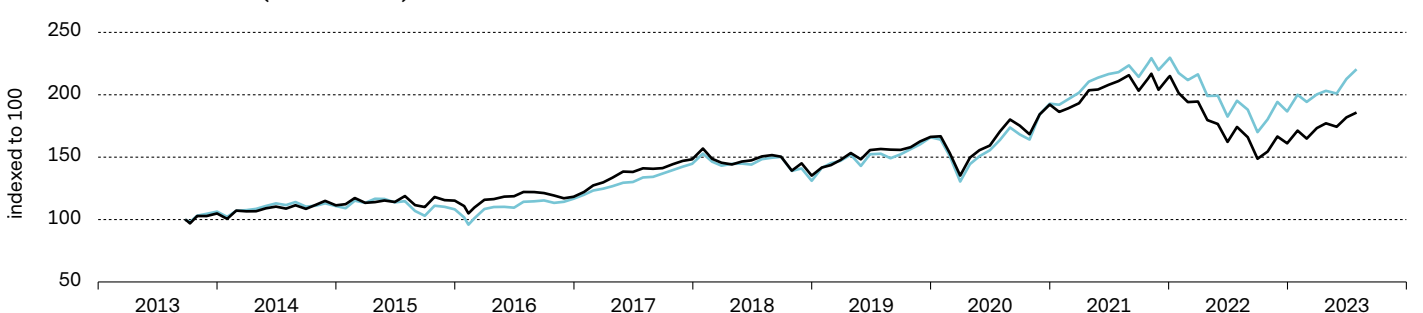
¹⁾ Refer to fund distributor for actual applicable fees, if any.

Portfolio Characteristics

Portfolio Characteristics	Fund	Ref. index
Volatility, annualized ²⁾	17.12%	16.86%
Sharpe ratio ²⁾	0.12	
Information ratio ²⁾	negative	
Beta ²⁾	0.99	
Tracking error, ex-post ²⁾	3.76%	

²⁾ calculated over 3 years

Historical Performance (net return %)

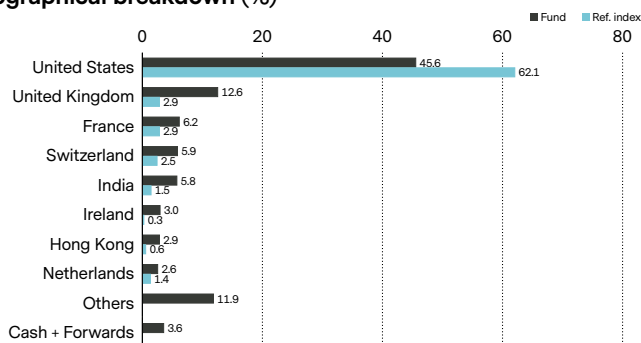


	1 m	year to date	2022	2021	2020	2019	2018	2017	2016	2015	2014	2013	3 yrs p.a.	5 yrs p.a.	since inception
Fund	2.1	15.3	-24.7	11.4	15.6	23.0	-8.8	25.4	2.7	3.4	6.2	4.9	2.9	4.3	85.8
Ref. index	3.7	18.1	-18.4	18.5	16.3	26.6	-9.4	24.0	7.9	-2.4	4.2	6.4	10.4	8.2	120.4

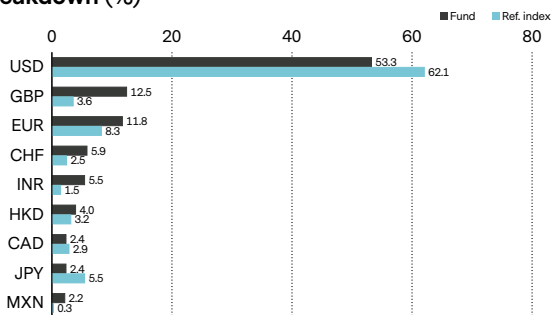
Past Performance is not a guide to current or future performance. Performance data do not take account of the entry / exit commissions and costs incurred, and reflect gross distributions reinvested. Performance of a fund can rise or fall, i.e. as a result of currency fluctuations. The investment policy was changed as at 15.02.2022.

Major positions	(%)	ESG rating
Microsoft Corp	5.5	AAA
Amazon.Com Inc	4.1	A
Hdfc Bank Limited	4.1	AA
Coca-Cola Co/The	4.0	AAA
Relx Plc	3.9	AAA
Nestle Sa-Reg	3.8	AA
Cme Group Inc	3.7	BBB
Unitedhealth Group Inc	3.6	AA
London Stock Exchange Group	3.3	AA
Mastercard Inc - A	3.2	AA
Total	39.2	

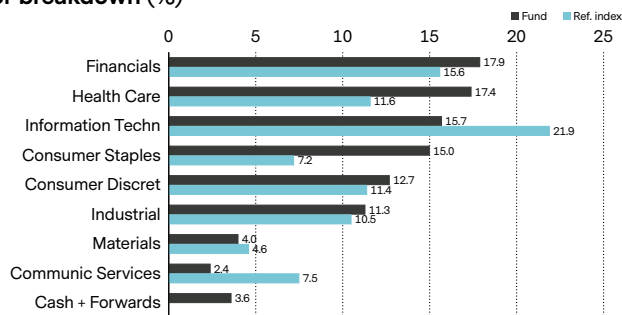
Geographical breakdown (%)



Currency breakdown (%)



Sector breakdown (%)

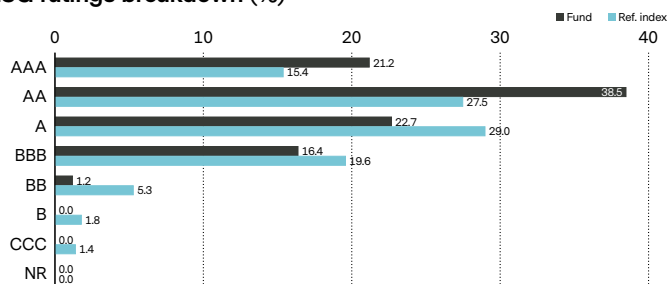


ESG profile³⁾

	Fund	Ref. index
ESG rating	AA	A
ESG ratings coverage	100.0%	100.0%
ESG score	7.4	6.8
Environmental score	6.2	6.0
Social score	5.4	5.1
Governance score	6.0	5.6
CO ₂ Intensity, wt. avg (t CO ₂ /\$M Sales)	46.7	138.2

³⁾ Details on MSCI ESG methodology: [vontobel.com/esg-valuation](https://www.vontobel.com/esg-valuation). This fund does not have a designated reference ESG benchmark, but applies a conventional benchmark whose construction does not take into account ESG criteria.

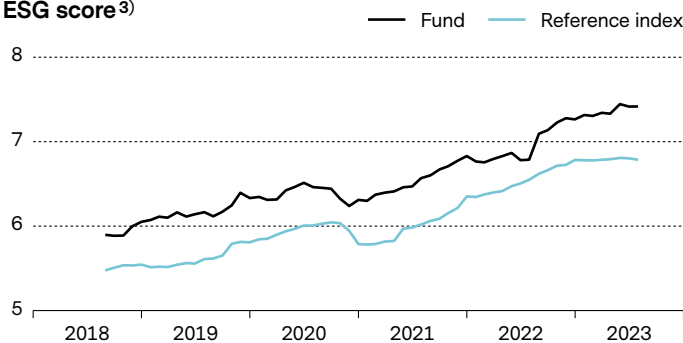
ESG ratings breakdown (%)³⁾




ESG characteristics of the fund

ESG integration	✓
Exclusion economic activities	✓


ESG score³⁾




Exclusion of Economic Activities⁴⁾




Adult entertainment




Sovereign level exclusions



Coal



Tobacco



Unconv. / contro. weapons

⁴⁾ Thresholds may apply. Please see [vontobel.com/sfdr](https://www.vontobel.com/sfdr) and each fund's website for further details.

Risks

- This investment style may lead to more heavily concentrated positions in individual companies or sectors.
- Limited participation in the potential of single securities.
- Success of single security analysis and active management cannot be guaranteed.
- It cannot be guaranteed that the investor will recover the capital invested.
- Derivatives entail risks relating to liquidity, leverage and credit fluctuations, illiquidity and volatility.
- Price fluctuations of investments due to market, industry and issuer linked changes are possible.
- Investment universe may involve investments in countries where the local stock exchanges may not yet qualify as recognised stock exchanges.

- The Sub-Fund's investments may be subject to sustainability risks. The sustainability risks that the Sub-Fund may be subject to are likely to have an immaterial impact on the value of the Sub-Funds' investments in the medium to long term due to the mitigating nature of the Sub-Fund's ESG approach.
- The Sub-Funds' performance may be positively or negatively affected by its sustainability strategy.
- The ability to meet social or environmental objectives might be affected by incomplete or inaccurate data from third-party providers.
- Information on how environmental and social objectives are achieved and how sustainability risks are managed in this Sub-Fund may be obtained from [Vontobel.com/SFDR](https://www.vontobel.com/SFDR).

Glossary

Beta is a measure of a fund's sensitivity compared to a market (represented by its reference index). A beta of 1.05 means that a fund's prices move 5% more than than the index when the market rises or falls. **Derivative** is a financial security whose price is determined based on an underlying benchmark or asset such as stocks, bonds, commodities, currencies, interest rates, or market indexes. Examples are futures, options and credit default swaps. **Distribution policy** of a fund defines the dividend distribution for its share classes to investors. Accumulating share classes reinvest the income received from the fund holdings back into the fund and do not distribute to shareholders. Distributing shares typically make cash payments to shareholders on a periodic basis. **Environmental, social and governance (ESG)** criteria are a set of metrics or ratings that are used to screen potential investments for issues that might affect the financial performance and/or have a material impact on environment and society. ESG metrics reported in this document are for informative purposes and may not be part of the fund's investment process. **ESG rating** is provided by MSCI and aims to measure a company's management of financially relevant ESG risks and opportunities. They use a rules-based methodology to identify industry leaders and laggards according to their exposure to ESG risks and how well they manage those risks relative to peers. The ESG rating of MSCI ranges from leader (AAA, AA), average (A, BBB, BB) to laggard (B, CCC). **ESG score** is provided by MSCI and is a measurement of a company's level of sustainability. The calculation is based on many factors and is measured on a scale range, e.g. from 0 (very poor) to 10 (very good). **Forward**, or forward contract, is an agreement between two parties to buy or sell an asset at a specified price on a future date, and is often used for hedging purposes or commodities trading, where a forward contract can be customized to an amount, delivery date, and commodity type (e.g. food, metals, oil or natural gas). **Future**, or futures contract, is a legal agreement to buy or sell a particular commodity asset, currency or security at a predetermined price at a future point in time. They are standardized contracts in terms of quality and quantity which facilitates trading on a futures exchange. **Index** is a portfolio that holds a broad range of securities, based on pre-defined rules. Indexes such as the FTSE 100 or DAX 30 are used to represent the performance of particular markets and thus act as a reference point for performance measurement of other portfolios. An index used as reference for performance comparisons, is called a "reference index". **Information ratio** is a measurement of portfolio returns in excess of the reference index per unit of return volatility. It is used to measure a portfolio manager's ability to generate excess returns relative to a reference index. **ISIN** (International Securities Identification Number) is a unique code that identifies a specific financial security. It is assigned by a country's respective national numbering agency (NNA). **Management fee** is a fee which covers the costs charged to a fund relating to portfolio management services and, if applicable, to distribution services. **Net Asset Value (NAV) / share** also known as the share price of a fund, represents the value per share of the fund. It is calculated by dividing the fund's assets less its liabilities by the number of shares outstanding. For most funds it is calculated and reported daily. **Ongoing charges** expresses the sum of the costs of running a fund on an ongoing basis, like the management fee and various legal and operating costs. It is calculated retroactively over a period of 12 months as a percentage of the fund assets. If the available data is insufficient, for example, for newly launched funds, ongoing charges may be estimated using data from funds with similar characteristics. **Option** is a derivative, financial instrument whose price derives from the value of underlying securities, like stocks. Call/put options give buyers the right (but not the obligation) to buy/sell an underlying asset at an agreed price and date. **Share class** is a compartment of a fund with a distinct client type, distribution policy, fee structure, currency, minimum investment, or other characteristics. The characteristics of each share class are described in the fund prospectus. **Sharpe ratio** measures excess return per unit of risk. The ratio is the average return earned in excess of the risk-free rate per unit of volatility. A portfolio with a higher Sharpe ratio is considered superior relative to its peers. **SRRI** is a value based on a sub fund's volatility, providing a gauge of the overall risk and reward profile of the sub fund. **Tracking error** is the standard deviation of the difference between the returns of a fund and its reference index, expressed as a percentage. The more actively a fund is managed, the higher the tracking error. **VALOR** is an identification number issued by SIX Financial Information and assigned to financial instruments in Switzerland. **Volatility** measures the fluctuation of a fund's performance over a certain period. It is most commonly expressed using the annualized standard deviation. The higher the volatility, the riskier a fund tends to be. **Weighted Average Carbon Intensity (WACI)** reports the carbon emissions of companies held in a portfolio relative to the revenues they generate, excluding emissions from supply chains and products / services.

Important information

This marketing document was produced by one or more companies of the Vontobel Group (collectively "Vontobel") for Wholesale/Retail clients for distribution in CH, LU, SE.

This document is for information purposes only and does not constitute an offer, solicitation or recommendation to buy or sell shares of the fund/fund units or any investment instruments, to effect any transactions or to conclude any legal act of any kind whatsoever. Subscriptions of shares of the fund should in any event be made solely on the basis of the fund's current sales prospectus (the "Sales Prospectus"), the Key Investor Information Document («KIID»), its articles of incorporation and the most recent annual and semi-annual report of the fund and after seeking the advice of an independent finance, legal, accounting and tax specialist. Furthermore and before entering into an agreement in respect of an investment referred to in this document, you should consult your own professional and/or investment advisers as to its suitability for you.

Neither the fund, nor the Management Company nor the Investment Manager make any representation or warranty, express or implied, with respect to the fairness, correctness, accuracy, reasonableness or completeness of an assessment of ESG research and the correct execution of the ESG strategy. As investors may have different views regarding what constitutes sustainable investing or a sustainable investment, the fund may invest in issuers that do not reflect the beliefs and values of any specific investor.

This fund does not have a designated reference ESG benchmark, but applies a conventional benchmark whose construction does not take into account ESG criteria.

Past performance is not a reliable indicator of current or future performance. Performance data does not take into account any commissions and costs charged when shares of the fund are issued and redeemed, if applicable. The return of the fund may go down as well as up due to changes in rates of exchange between currencies. The value of the money invested in the fund can increase or decrease and there is no guarantee that all or part of your invested capital can be redeemed.

Interested parties may obtain the above-mentioned documents free of charge from the authorised distribution agencies and from the offices of the fund at 11-13 Boulevard de la Foire, L-1528 Luxembourg. Refer for more information on the fund to the latest prospectus, annual and semi-annual reports as well as the key investor information documents ("KIID"). These documents may also be downloaded from our website at [vontobel.com/am](https://www.vontobel.com/am). A summary of investor rights is available in English on the following link: www.vontobel.com/vamsa-investor-information. The representative in Switzerland: Vontobel Fonds Services AG, Gotthardstrasse 43, 8022 Zurich, the paying agent in Switzerland: Bank Vontobel AG, Gotthardstrasse 43, 8022 Zurich. The KIID is available in Swedish.

In **Singapore** this material is provided by Vontobel Pte Ltd, regulated by the Monetary Authority of Singapore. The fund and its subfunds are not available to retail investors in Singapore. Selected sub-funds of the fund are currently recognized as restricted schemes by the Monetary Authority of Singapore. These sub-funds may only be offered to certain prescribed persons on certain conditions as provided in the "Securities and Futures Act", Chapter 289 of Singapore.

In **Hong Kong** this material is provided by Vontobel Asset Management Asia Pacific Limited, a corporation licensed by the Securities and Futures Commission. The fund is not authorised by the Securities and Futures Commission of Hong Kong. It may only be offered to those investors qualifying as professional investors under the Securities and Futures Ordinance. The contents of this document have not been reviewed by any regulatory authority in Hong Kong. You are advised to exercise caution and if you are in any doubt about any of the contents of this document, you should obtain independent professional advice.

All data contained herein, including fund information, is obtained from or calculated by Vontobel. All data is as at the date of the document unless stated otherwise. Although Vontobel believes that the information provided in this document is based on reliable sources, it cannot assume responsibility for the quality, correctness, timeliness or completeness of the information contained in this document. Except as permitted under applicable copyright laws, none of this information may be reproduced, adapted, uploaded to a third party, linked to, framed, performed in public, distributed or transmitted in any form by any process without the specific written consent of Vontobel. To the maximum extent permitted by law, Vontobel will not be liable in any way for any loss or damage suffered by you through use or

access to this information, or Vontobel's failure to provide this information. Our liability for negligence, breach of contract or contravention of any law as a result of our failure to provide this information or any part of it, or for any problems with this information, which cannot be lawfully excluded, is limited, at our option and to the maximum extent permitted by law, to resupplying this information or any part of it to you, or to paying for the resupply of this information or any part of it to you. Neither this document nor any copy of it may be distributed in any jurisdiction where its distribution may be restricted by law. Persons who receive this document should make themselves aware of and adhere to any such restrictions. In particular, this document must not be distributed or handed over to US persons and must not be distributed in the USA.

ANY INDEX REFERRED TO HEREIN IS THE INTELLECTUAL PROPERTY (INCLUDING REGISTERED TRADEMARKS) OF THE APPLICABLE LICENSOR. ANY PRODUCT BASED ON AN INDEX IS IN NO WAY SPONSORED, ENDORSED, SOLD OR PROMOTED BY THE APPLICABLE LICENSOR AND IT SHALL NOT HAVE ANY LIABILITY WITH RESPECT THERETO. Refer to vontobel.com/terms-of-licenses for more details.

Although Vontobel information providers, including without limitation, MSCI ESG Research LLC and its affiliates (the "ESG Parties"), obtain information (the "Information") from sources they consider reliable, none of the ESG Parties warrants or guarantees the originality, accuracy and/or completeness, of any data herein and expressly disclaim all express or implied warranties, including those of merchantability and fitness for a particular purpose. The Information may only be used for your internal use, may not be reproduced or disseminated in any form and may not be used as a basis for or a component of any financial instruments or products or indices. Further, none of the Information can in and of itself be used to determine which securities to buy or sell or when to buy or sell them. None of the ESG Parties shall have any liability for any errors or omissions in connection with any data herein, or any liability for any direct, indirect, special, punitive, consequential or any other damages (including lost profits) even if notified of the possibility of such damages.

Vontobel Asset Management S.A.
18, rue Erasme, L-1468 Luxembourg
Luxembourg

luxembourg@vontobel.com
www.vontobel.com/am