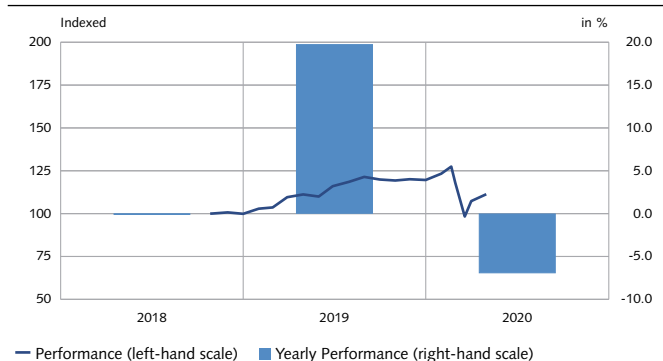


Vontobel Fund - Vescore Artificial Intelligence Multi Asset HI (hedged)

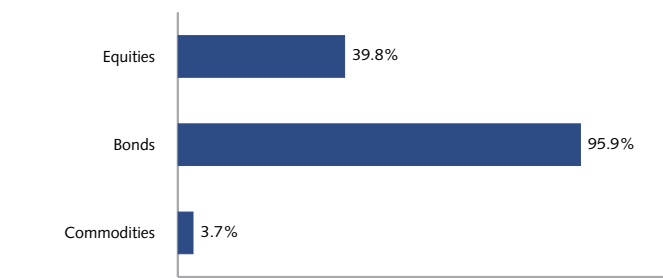
Approved for institutional investors in: AT, CH, DE, ES, FR, GB, IT, LU, NL, NO, SE.

The sub-fund Vescore Artificial Intelligence Multi Asset aims to achieve long-term capital appreciation irrespective of the evolution of the market or of the asset classes. The sub-fund invests in particular in the following asset classes by employing strategies based on quantitative methods and models as well as on artificial intelligence: Equity markets, fixed-income asset class (incl. up to 20% of its assets in asset- or mortgage backed securities), money markets, currencies, volatility and the alternative asset class, in particular commodities. The sub-fund is permitted to have no exposure to one or another asset class at any time. The sub-fund may invest up to 10% of its assets in other investment funds. All of the above investments can be done indirectly via derivative instruments or permissible investment funds. Investments in the alternative asset class may only be established indirectly via investment funds, derivatives and structured products. Currencies and volatility shall only be traded through derivatives. In adverse market environment, the sub-fund is permitted to hold up to 100% of its assets in liquid assets. The sub-fund can use derivatives, including total return swaps and credit derivatives, to achieve the investment objective and for hedging purposes.

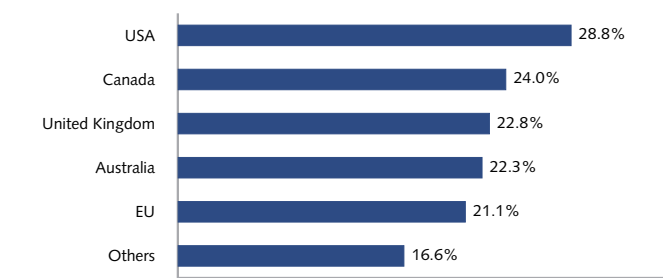
Net Performance of HI (hedged) Share in CHF (reinvested)**



Market Exposure, per Asset Class



Market Exposure, per Region



** Source: Vontobel Asset Management AG. Past performance is not a guide to current or future performance. The performance data do not take account of the commissions and costs incurred on issue and redemption. The return of the fund can be a result of currency fluctuations rise or fall.

Fund Data

Investment manager	Vontobel Asset Management S.A.
Custodian	RBC Investor Services Bank S.A.
Investment company	Vontobel Fund II SICAV, UCITS V compliant
Fund domicile	Luxembourg
Fund currency	EUR
Share class currency	CHF
Net asset value	111.32
Fund volume in mln	23.05 EUR
Management fee	0.50%
TER (per 28/02/2020)	1.00%
Launch date	26/10/2018
ISIN	LU1879232046
Valor	43789879
Bloomberg	VOVAHIC LX
Distribution policy	Reinvesting

Net Performance of HI (hedged) Share (in CHF and %)***

	1 mth.	YTD	2019	2018	2017	3 y. p.a.	5 y. p.a.	since inception
Fund	3.7	-6.9	19.8	-0.1	n.a.	n.a.	n.a.	11.3
	05.15 – 04.16	05.16 – 04.17	05.17 – 04.18	05.18 – 04.19	05.19 – 04.20			
Fund	n.a.	n.a.	n.a.	n.a.	n.a.			0.1

Risk-/Return Overview (in CHF) per Calendar Year**

	2018	2019	YTD
Performance	-0.1%	19.8%	-6.9%
Volatility	n.a.	7.6%	n.a.
Performance/Volatility	n.a.	2.6	n.a.

Key Data

Volatility*	13.22%
Sharpe ratio*	0.07
	* 1 year

Opportunities

- + Broad diversification across numerous securities
 - + Possible extra returns through single security analysis and active management
 - + Gains on invested capital possible
 - + Use of derivatives for hedging purposes may increase subfund's performance and enhance returns
 - + Bond investments offer interest income and capital gains opportunities on declining market yields
 - + Price increases of investments based on market, sector and company developments are possible
 - + Investment universe is diversified across global bond markets
 - + Investment universe is diversified across global equity markets
 - + Investments in foreign currencies might generate currency gains
 - + Gains by participating in the increasing demand for commodities and shortage of the same and subsequent price development are possible
 - + Benefits of investing in ABS/MBS tranches that offer different prepayment and credit risks that better suit the investor are possible
 - + Over the counter (OTC) swaps can be used to efficiently manage asset class exposures
-

Risks

- Limited participation in the potential of single securities
 - Success of single security analysis and active management cannot be guaranteed
 - It cannot be guaranteed that the investor will recover the capital invested
 - Derivatives entail risks relating to liquidity, leverage and credit fluctuations, illiquidity and volatility
 - Interest rates may vary, bonds suffer price declines on rising interest rates
 - Price fluctuations of investments due to market, industry and issuer linked changes are possible
 - Investment universe may involve investments in countries where the local capital markets may not yet qualify as recognised capital markets
 - Investment universe may involve investments in countries where the local stock exchanges may not yet qualify as recognised stock exchanges
 - Investments in foreign currencies are subject to currency fluctuations
 - Commodity investments might be subject to considerable volatility and exposed to sudden fluctuations over a long period
 - Various commodity markets may also be subject to direct government intervention that might cause extreme price volatility of commodity investments
 - The structure of ABS/MBS and the pools backing them might be intransparent which exposes the subfund to additional credit and prepayment risks (extension or contraction risks) depending on which tranche of ABS/MBS is purchased by the subfund
 - If an over the counter (OTC) swap counterparty defaults, losses might be realised up to the positive swap value accrued to the Sub-Fund since the last swap reset.
-

Important legal information:

This marketing document is produced for institutional investors for distribution: CH.

This document is for information purposes only and does not constitute an offer, solicitation or recommendation to buy or sell shares of the fund/fund units or any investment instruments, to effect any transactions or to conclude any legal act of any kind whatsoever. Subscriptions of shares of the fund should in any event be made solely on the basis of the fund's current sales prospectus (the "Sales Prospectus"), the Key Investor Information Document («KIID»), its articles of incorporation and the most recent annual and semi-annual report of the fund and after seeking the advice of an independent finance, legal, accounting and tax specialist.

This document is directed only at recipients who are qualified investors as defined by Switzerland's Collective Investment Schemes Act («CISA»).

In particular, we wish to draw your attention to the following risks: Investments in derivatives are often exposed to the risks associated with the underlying markets or financial instruments, as well as issuer risks. Derivatives tend to carry more risk than direct investments.

Past performance is not a reliable indicator of current or future performance. Performance data does not take into account any commissions and costs charged when shares of the fund are issued and redeemed, if applicable. The return of the fund may go down as well as up due to changes in rates of exchange between currencies. The value of the money invested in the fund can increase or decrease and there is no guarantee that all or part of your invested capital can be redeemed.

Interested parties may obtain the above-mentioned documents free of charge from the authorised distribution agencies and from the offices of the fund at 11-13 Boulevard de la Foire, L-1528 Luxembourg. Refer for more information on the fund to the latest prospectus, annual and semi-annual reports as well as the key investor information documents ("KIID"). These documents may also be downloaded from our website at vontobel.com/am, the representative in Switzerland: Vontobel Fonds Services AG, Gotthardstrasse 43, 8022 Zurich, the paying agent in Switzerland: Bank Vontobel AG, Gotthardstrasse 43, 8022 Zurich., the paying agent in Germany: the paying agent in Germany: LBBW Landesbank Baden-Württemberg, Große Bleiche 54-56, 55116 Mainz., the paying agent in Austria Erste Bank der oesterreichischen Sparkassen AG, Graben 21, A-1010 Vienna. The KIID is available in Swedish. The KIID is available in Norwegian. The Fund and its subfunds are included in the register of Netherland's Authority for the Financial Markets as mentioned in article 1:107 of the Financial Markets Supervision Act ("Wet op het financiële toezicht"). The KIID is available in French. Refer for more information on the funds to the Document d'Information Clé pour l'Investisseur (DICI). Refer for more information regarding subscriptions in Italy to the Modulo di Sottoscrizione. For any further information: Vontobel Asset Management S.A., Milan Branch, Piazza degli Affari 3, 20123 Milano, telefono: 0263673444, e-mail clientrelation@vontobel.it. In Spain, funds authorised for distribution are recorded in the register of foreign collective investment companies maintained by the Spanish CNMV (under number 280). The KIID can be obtained in Spanish from Vontobel Asset Management S.A., Spain Branch, Paseo de la Castellana, 95, Planta 18, E-28046 Madrid or electronically from atencionalcliente@vontobel.es. The funds authorised for distribution in the United Kingdom can be viewed in the FCA register under the Scheme Reference Number 466625. This information was approved by Vontobel Asset Management SA, London Branch, which has its registered office at Third Floor, 22 Sackville Street, London W1S 3DN and is authorised by the Commission de Surveillance du Secteur Financier (CSSF) and subject to limited regulation by the Financial Conduct Authority (FCA). Details about the extent of regulation by the FCA are available from Vontobel Asset Management SA, London Branch, on request. The KIID can be obtained in English from Vontobel Asset Management SA, London Branch, Third Floor, 22 Sackville Street, London W1S 3DN or downloaded from our website vontobel.com/am.

Although Vontobel Asset Management AG ("Vontobel") believes that the information provided in this document is based on reliable sources, it cannot assume responsibility for the quality, correctness, timeliness or completeness of the information contained in this document. Except as permitted under applicable copyright laws, none of this information may be reproduced, adapted, uploaded to a third party, linked to, framed, performed in public, distributed or transmitted in any form by any process without the specific written consent of Vontobel. To the maximum extent permitted by law, Vontobel will not be liable in any way for any loss or damage suffered by you through use or access to this information, or Vontobel's failure to provide this information. Our liability for negligence, breach of contract or contravention of any law as a result of our failure to provide this information or any part of it, or for any problems with this information, which cannot be lawfully excluded, is limited, at our option and to the maximum extent permitted by law, to resupplying this information or any part of it to you, or to paying for the resupply of this information or any part of it to you. Neither this document nor any copy of it may be distributed in any jurisdiction where its distribution may be restricted by law. Persons who receive this document should make themselves aware of and adhere to any such restrictions. In particular, this document must not be distributed or handed over to US persons and must not be distributed in the USA.

Vontobel Asset Management AG
Telefon +41 (0)58 283 71 50
www.vontobel.com/am

Glossary

Benchmark

An index that is used to measure the performance of an investment fund with the purpose of tracking the return of such index or of defining the asset allocation of a portfolio or of computing the performance fees.

Beta

A measure of sensitivity - given as the average percentage change in the price of a fund when the market (benchmark) rises or falls by 1%. A value over (under) 1 means that on average the fund exhibits more (less) volatility than the benchmark. The figure is calculated on a 3-yearly basis.

Duration (Modified Duration)

Duration is an indication of how much a bond's price could be affected by a change in interest rates.

Effective Duration

Is a measure of the potential impact on a bond or portfolio price of a 1% change in interest rates across all maturities.

Hedging

Where a Class of Shares is described as hedged ("Hedged Share Class"), the intention is to hedge the Net Asset Value in the Reference Currency of the Sub/Fund into the Currency of the Hedged Share Class.

Information ratio

The information ratio (IR) is a ratio of portfolio returns above the returns of a benchmark to the volatility of those returns

Jensen's Alpha

Yield indicator. If the average return on a security or portfolio is larger than its expected return, the alpha is positive. If the average return is smaller than expected, the alpha is negative.

Management Fee

Is a fee which covers all costs relating to possible services rendered in connection with investment management and distribution. Please refer to the fund's prospectus for a complete description.

NAV

The Net Asset Value (NAV) represents the value per share. It is calculated by dividing the total net asset value of the fund (the value of the fund's assets less its liabilities) by the number of shares outstanding.

Performance Fee

The payment made to an Investment Manager if certain performance levels are achieved (often over and above any levels set out in the investment objective) within a set time period. Please refer to the fund's prospectus for a complete description.

Reference Index

The difference to benchmark is that the reference index is not used for calculation of performance fees.

Sharpe Ratio

The Sharpe ratio indicates the additional reward per unit of risk compared to a risk/free investment. It reveals how much performance was achieved at what level of risk.

TER

The fees and incidental costs charged on the management of collective investment schemes are to be disclosed using the internationally recognized Total Expense Ratio (TER). This ratio expresses the sum of all fees and incidental costs charged on an ongoing basis to the collective investment scheme's assets (operating expenses) taken retrospectively as a percentage of the net assets

Tracking error

Measure of the deviation of the return of a fund compared to the return of a benchmark over a fixed period of time. Expressed as a percentage. The more passively the investment fund is managed, the smaller the tracking error.

Volatility

Volatility (or risk or standard deviation) is an indicator of the range of fluctuation of the annualized performance of a fund over a certain period.

Weighted Average Coupon (WAC)

The coupon is the annual interest rate paid by a bond issuer on the face value of the bond.

Yield to Maturity

The rate of return anticipated on a bond if it is held until the maturity date.

Yield to Worst

The lowest potential yield that can be received on a bond without the issuer actually defaulting. The yield to worst is calculated by making worst-case scenario assumptions on the issue by calculating the returns that would be received if provisions are used by the issuer.