

Periodic disclosure for the financial products referred to in Article 8, paragraphs 1, 2 and 2a, of Regulation (EU) 2019/2088 and Article 6, first paragraph, of Regulation (EU) 2020/852

Product name: Vontobel Fund - TwentyFour Strategic Income Fund (FT_00126)

Legal entity identifier: 222100B4OXV5BVOSPQ71

Environmental and/or social characteristics

Did this financial product have a sustainable investment objective?

Yes

It made **sustainable investments with an environmental objective:** ___%

in economic activities that qualify as environmentally sustainable under the EU Taxonomy

in economic activities that do not qualify as environmentally sustainable under the EU Taxonomy

It made **sustainable investments with a social objective:** ___%

No

It **promoted Environmental/Social (E/S) characteristics** and while it did not have as its objective a sustainable investment, it had a proportion of ___% of sustainable investments

with an environmental objective in economic activities that qualify as environmentally sustainable under the EU Taxonomy

with an environmental objective in economic activities that do not qualify as environmentally sustainable under the EU Taxonomy

with a social objective

It promoted E/S characteristics, but **did not make any sustainable investments**

Sustainable investment means an investment in an economic activity that contributes to an environmental or social objective, provided that the investment does not significantly harm any environmental or social objective and that the investee companies follow good governance practices.

The **EU Taxonomy** is a classification system laid down in Regulation (EU) 2020/852, establishing a list of **environmentally sustainable economic activities**. That Regulation does not lay down a list of socially sustainable economic activities. Sustainable investments with an environmental objective might be aligned with the Taxonomy or not.



To what extent were the environmental and/or social characteristics promoted by this financial product met?

The environmental and/or social characteristics promoted by the Sub-Fund were met. The Sub-Fund promoted certain environmental and social characteristics by investing in issuers that the Investment Manager considered well prepared to handle financially material environmental and social challenges. Issuers were screened in accordance with the Investment Manager's view of appropriate sustainability parameters as measured in Investment Manager's proprietary Environmental (E) and Social (S) scoring model. Additionally, the Sub-Fund applied certain exclusion criteria with regards to products and activities related to unconventional / controversial weapons. The Sub-Fund has not designated a

reference benchmark for the purpose of attaining the environmental and social characteristics that it promotes.

Sustainability indicators measure how the environmental or social characteristics promoted by the financial product are attained.

● **How did the sustainability indicators perform?**

Sustainability Indicator	Value	Comment
Percentage of investments in securities of corporate issuers that derive a non-negligible part of their revenues from products and/or activities excluded by the Sub-Fund	0%	Excluded products and /or activities are indicated under the investment strategy section of the pre-contractual disclosure annex.
Percentage of investments in securities of corporate issuers that pass the minimum combined E&S score (set at 12 out of 100) that has been set for this Sub-Fund as described in the investment strategy section of the pre-contractual disclosure annex	96.46%	

● **... and compared to previous periods ?**

Sustainability Indicator	year ending on August 31, 2022
Percentage of investments in securities of corporate issuers that derive a non-negligible part of their revenues from products and/or activities excluded by the Sub-Fund	N/A
Percentage of investments in securities of corporate issuers that pass the minimum combined E&S score (set at 12 out of 100) that has been set for this Sub-Fund as described in the investment strategy section of the pre-contractual disclosure annex	N/A

● **What were the objectives of the sustainable investments that the financial product partially made and how did the sustainable investment contribute to such objectives?**

Not applicable

Principal adverse impacts are the most significant negative impacts of investment decisions on sustainability factors relating to environmental, social and employee matters, respect for human rights, anti-corruption and anti-bribery matters.

● **How did the sustainable investments that the financial product partially made not cause significant harm to any environmental or social sustainable investment objective?**

Not applicable

- *How were the indicators for adverse impacts on sustainability factors taken into account?*

Not applicable

- *Were sustainable investments aligned with the OECD Guidelines for Multinational Enterprises and the UN Guiding Principles on Business and Human Rights? Details:*

Not applicable

The EU Taxonomy sets out a “do not significant harm” principle by which Taxonomy-aligned investments should not significantly harm EU Taxonomy objectives and is accompanied by specific Union criteria.

The “do no significant harm” principle applies only to those investments underlying the financial product that take into account the Union criteria for environmentally sustainable economic activities. The investments underlying the remaining portion of this financial product do not take into account the Union criteria for environmentally sustainable economic activities.

Any other sustainable investments must also not significantly harm any environmental or social objectives.



How did this financial product consider principal adverse impacts on sustainability factors?

The Investment Manager considered a set of principal adverse impacts on sustainability factors in the following areas: environmental aspects, Exposure to companies active in the fossil fuel sector (Table 1 – PAI indicator 4) and social aspects, Exposure to controversial weapons (Table 1 – PAI indicator 14) and Board Gender Diversity (Table 1 – PAI indicator 13). The Investment Manager applied a process to identify issuers that are exposed to principal adverse impacts on sustainability factors based on in-house research and/or external data sources, including ESG data providers, news alerts, and the issuers themselves. No investment was identified as having a critical and poorly managed impact in any of the principal adverse impacts areas considered.



What were the top investments of this financial product?

The list includes the investments constituting **the greatest proportion of investments** of the financial product during the reference period which is: August 31, 2023

Largest investments	Sector	% Assets	Country
United States	Countries & central governments	8.62	United States
United States	Countries & central governments	5.67	United States
United States	Countries & central governments	4.13	United States
United States	Countries & central governments	3.15	United States
United States	Countries & central governments	2.59	United States
Nationwide Building Society Core Capital Deferred	Banks & other credit institutions	1.21	United Kingdom
Coventry Building Society	Banks & other credit institutions	1.10	United Kingdom
Lloyds Banking Group	Banks & other credit institutions	1.07	United Kingdom
Phoenix Group Holdings	Financial, investment & other diversified comp.	1.07	United Kingdom
Nationwide Building Society	Banks & other credit institutions	1.05	United Kingdom
Pension Insurance	Financial, investment & other diversified comp.	1.02	United Kingdom
Rothesay Life	Insurance companies	0.99	United Kingdom
Barclays	Banks & other credit institutions	0.88	United Kingdom
Nationwide Building Society	Banks & other credit institutions	0.78	United Kingdom
Danske Bank	Banks & other credit institutions	0.77	Denmark

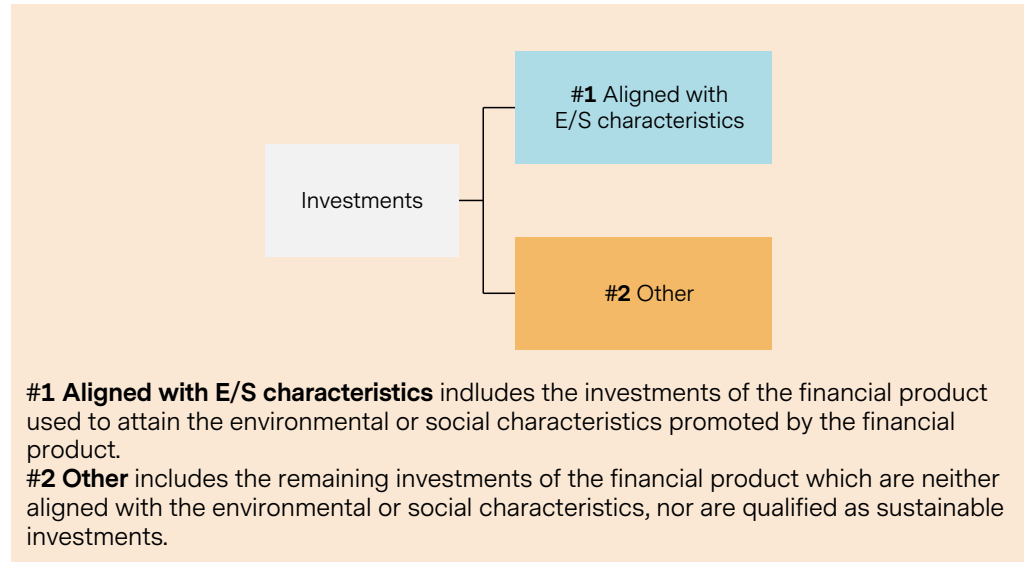


What was the proportion of sustainability-related investments?

Asset allocation describes the share of investments in specific assets.

The proportion of sustainability-related investments was 96.46% (assets aligned with environmental and social characteristics).

● **What was the asset allocation?**



96.46% of the investments of the financial product were used to attain the environmental and social characteristics (#1 Aligned with E/S characteristics)

#2 Other (3.54%)

● ***In which economic sectors were the investments made?***

Economic sector	
Financial, investment & other diversified comp.	25.98
Banks & other credit institutions	24.92
Countries & central governments	24.81
Insurance companies	5.69
Mortgage & funding institutions	3.96
Telecommunication	2.43
Investment or pension funds/trusts	1.53
Miscellaneous services	1.08
Healthcare & social services	1.03
Vehicles	1.02
Energy & water supply	0.77
Pharmaceuticals, cosmetics & med. products	0.64
Electronics & semiconductors	0.42
Internet, software & IT services	0.42
Traffic & Transportation	0.37
Packaging industries	0.33
Building materials & building industry	0.31

1.54% of the total value of investments (NAV) were in companies involved in sectors that could be connected to fossil fuels, like "Energy & water supply", "Mining, coal & steel" or "Petroleum/Oil and natural gas". It's important to note that even companies categorized under different sectors might still have some involvement with fossil fuel-related activities, even if it's not their main focus. Also, the Sub-Fund might invest in bonds labeled as green, social, or sustainability bonds. These bonds typically fund projects unrelated to fossil fuels, even if the companies issuing them can be active in sectors with potential links to fossil fuels.



To what extent were the sustainable investments with an environmental objective aligned with the EU Taxonomy?

To comply with the EU Taxonomy, the criteria for **fossil gas** include limitations on emissions and switching to fully renewable power or low-carbon fuels by the end of 2035. For **nuclear energy**, the criteria include comprehensive safety and waste management rules.

Did the financial product invest in fossil gas and/or nuclear energy related activities that comply with the EU Taxonomy¹?

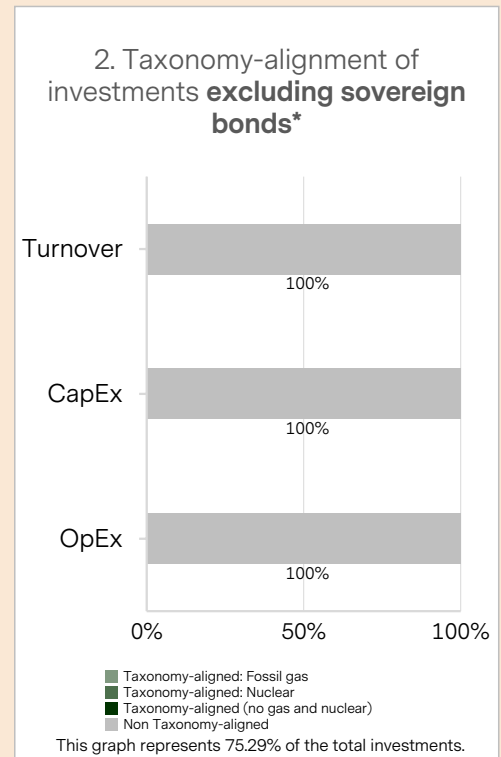
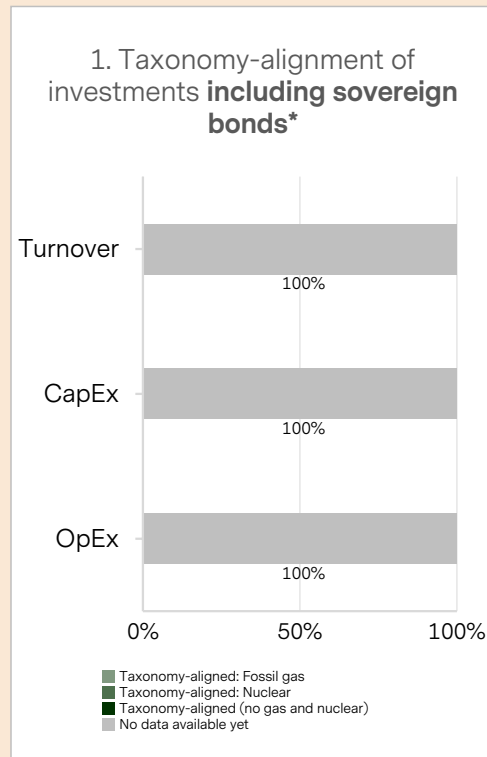
- Yes:
- In fossil gas In nuclear energy
- No

¹ Fossil gas and/or nuclear related activities will only comply with the EU Taxonomy where they contribute to limiting climate change (“climate change mitigation”) and do not significantly harm any EU Taxonomy objectives -see explanatory note in the left hand margin. The full criteria for fossil gas and nuclear energy economic activities that comply with the EU Taxonomy are laid down in Commission Delegated Regulation (EU) 2022/1214.

Taxonomy-aligned activities are expressed as a share of:

- **turnover** reflects the “greenness” of investee companies today.
- **capital expenditure** (CapEx) shows the green investments made by investee companies, relevant for a transition to a green economy.
- **operational expenditure** (OpEx) reflects the green operational activities of investee companies.

The graphs below show in green the percentage of investments that were aligned with the EU Taxonomy. As there is no appropriate methodology to determine the taxonomy-alignment of sovereign bonds, the first graph shows the Taxonomy alignment in relation to all the investments of the financial product including sovereign bonds, while the second graph shows the Taxonomy alignment only in relation to the investments of the financial product other than sovereign bonds.*



* For the purpose of these graphs, 'sovereign bonds' consist of all sovereign exposures

Transitional activities are activities for which low-carbon alternatives are not yet available and among others have greenhouse gas emission levels corresponding to the best performance.

● **What was the share of investments made in transitional and enabling activities?**

Activities	Investment share
transitional	0.00%
enabling	0.00%

Enabling activities directly enable other activities to make a substantial contribution to an environmental objective.

● **How did the percentage of investments that were aligned with the EU Taxonomy compare with previous reference periods?**

Period	Investment share
August 31, 2022	0.00%

 are sustainable investments with an environmental objective that **do not take into account the criteria** for environmentally sustainable economic activities under Regulation (EU) 2020/852.

What was the share of sustainable investments with an environmental objective not aligned with the EU Taxonomy?

Investment share
0.00%



What was the share of socially sustainable investments?

Investment share
0.00%



What investments were included under “other”, what was their purpose and were there any minimum environmental or social safeguards?

Investments	Purpose	Minimum of environmental or social safeguards
Cash (3.54%)	Liquidity Management	None



What actions have been taken to meet the environmental and/or social characteristics during the reference period?

The binding elements of the investment strategy used for the selection of the investments to attain the environmental and/or social characteristics promoted by this Sub-Fund have been monitored throughout the reporting period.



How did this financial product perform compared to the reference benchmark?

Reference benchmarks are indexes to measure whether the financial product attains the environmental or social characteristics that they promote.

The financial product has not designated a reference benchmark to determine whether this financial product is aligned with the environmental and/or social characteristics that it promotes.