Vontobel

Fund Factsheet / 31.10.2026

# Vontobel Fund - TwentyFour Asset Backed Securities HN (hedged), CHF

**Marketing document for retail investors in: CH**

**Investment objective**
This actively managed bond fund aims to provide an attractive level of income relative to prevailing interest rates whilst maintaining a strong focus on capital preservation.

**Key features**
While respecting risk diversification, the fund invests primarily in asset-backed securities (ABS) of European, UK, Australian, and US issuers rated investment grade (S&P credit ratings AAA to BBB-, or similar) at the time of investment. Defined limits apply in the event of any later rating downgrade to non-investment grade. The fund may use derivatives to achieve its investment objective. It considers specific sustainability criteria in assessing potential investments, combining the promotion of environmental and/or social characteristics with a commitment to sustainable investments. It uses no benchmark. The investment team has full discretion.

**Approach**
The investment team thoroughly analyzes credit, interest-rate, and currency risks on an ongoing basis, striving to identify opportunities for a stable income stream and to avoid defaults. It continuously monitors each portfolio position's liquidity profile and value relative to the market and flexibly makes adjustments as needed.

## Summary Risk Indicator (SRI)

The SRI is a guide to the level of risk of this product compared to other products. It shows how likely it is that the product will lose money because of movements in the markets or because we are not able to pay you.

| 1 | 2 | 3 | 4 | 5 | 6 | 7 |
|---|---|---|---|---|---|---|

◄ Lower risk  Higher risk ►

The risk indicator assumes you keep the product for 5 years.

| | |
|---|---|
| Investment manager | TwentyFour Asset Management LLP |
| Fund domicile, legal structure, SFDR | Luxembourg, UCITS, Art. 8 |
| Currency of the fund / shareclass | EUR / CHF |
| Launch date fund / shareclass | 27.06.2017 / 05.11.2018 |
| Fund size | EUR 259.64 mio |
| Net asset value (NAV) / share | CHF 107.19 |
| ISIN / WKN / VALOR | LU1882613299 / A2N72C / 43753894 |
| Management fee | 0.50% |
| Ongoing charges (incl. Mgmt. fee) as of 28.02.2026 | 0.69% |
| Maximum entry / switching / exit fee[1)] | 5.00% / 1.00% / 0.30% |
| Swing Pricing eligible | Yes |
| Distribution policy | reinvesting |

1) Refer to fund distributor for actual applicable fees, if any.
No reference index is mentioned as the fund's objective is not linked to an index.

## Portfolio Characteristics

| | |
|---|---|
| Volatility, annualized[2)] | 1.08% |
| Modified duration (years) | 0.13 |
| Credit-spread duration (years) | 2.92 |
| Average Rating | AA- |
| Current Yield | 4.05% |
| Current Yield, estimated in CHF | 1.31% |

2) calculated over 3 years

## Historical Performance (net return %)

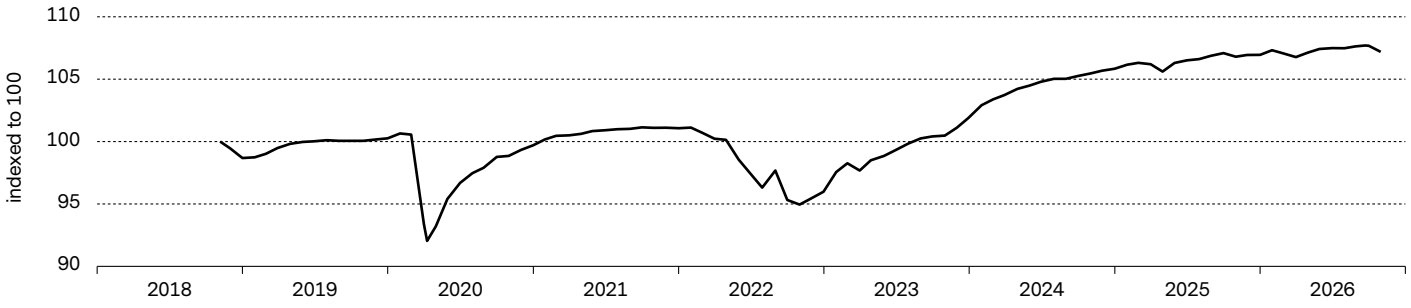


Past performance is not a guide to current or future performance. Performance data does not take account of the entry / exit commissions and costs incurred, and reflects gross distributions reinvested. Performance of a fund can rise or fall, i.a. as a result of currency fluctuations. The investment policy was changed as at 06.05.2025.

| | 1 m | year to date | 2016 | 2017 | 2018 | 2019 | 2020 | 2021 | 2022 | 2023 | 2024 | 2025 | 3 yrs p.a. | 5 yrs p.a. | since inception |
|---|---|---|---|---|---|---|---|---|---|---|---|---|---|---|---|
| Fund | -0.5 | 0.2 | n.a. | n.a. | n.a. | 1.6 | -0.5 | 1.4 | -5.0 | 6.2 | 3.9 | 1.0 | 2.2 | 1.2 | 7.2 |

### Major positions (%)

| | |
|---|---|
| HOLMES | 2.8 |
| STCP 2025-7A | 2.1 |
| JPMF 8 | 1.9 |
| ELSTR 262-1ST | 1.9 |
| GCBSL 2024-77 | 1.7 |
| MMFI 1 | 1.7 |
| CASTE 2025-1 | 1.6 |
| HARVT 16 | 1.6 |
| LTFC 2026-2 | 1.4 |
| MOOR 2026-1 | 1.4 |
| **Total** | **18.1** |

### Geographical breakdown (%)

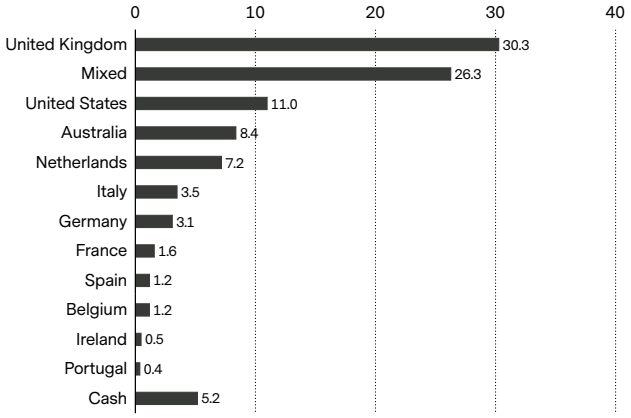


Calculated on a direct exposure basis.

### Credit ratings breakdown (%)

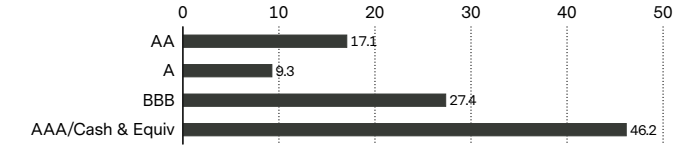


For non-rated sovereign bonds, the issuing sovereign's rating will be applied.

### Maturity breakdown (%)

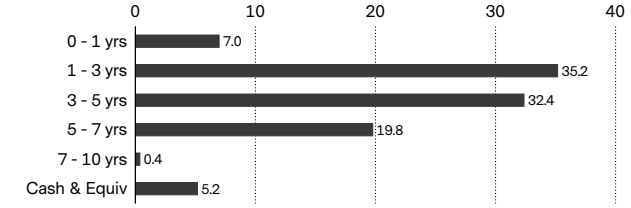


Calculated as the expected maturity date or call date or as the weighted average life for amortising Asset Backed Securities.

### Sector breakdown (%)

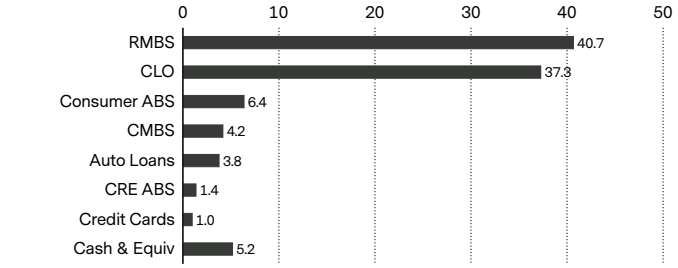


### Risks

Investing in the Sub-Fund implies the following risks which are described in detail in the section "Risks" of the Sales Prospectus. The table below explains which risks are specifically related to the Sub-Fund and could affect an investment in the Sub-Fund.

| Investment Fund Risks | Investment Management Risks | Other Risks |
|---|---|---|
| – Performance Risk | – Fixed Income Risk | – Sustainability Risk |
| – Market Risk | – Credit Risk | |
| – Operational Risk | – Interest Rate Risk | |
| – Liquidity Risk | – ABS/MBS/CLO Risk | |
| | – Contingent Convertible Bond Risk | |
| | – Financial Derivative Instruments Risks | |
| | – Currency Risk | |
| | – Currency Trading Risk | |
| | – ESG Strategy Risk | |

Any of these risks could cause a Sub-Fund to lose money, to perform less well than similar investments, to experience high volatility of the Share price, or to fail to meet its investment objective over any period of time. It cannot be guaranteed that the investor will recover the capital invested.

### Glossary

**Average Maturity** indicates the length of time until the initial investment amount of a bond is due to be repaid. "Average maturity" is calculated on a bond portfolio by weighting each bond's residual maturity by its relative size. **Average Rating**, or credit rating, assesses a bond issuer's ability to repay on time all its debt (interest and principal). High ratings, like AAA or Aaa, indicate low risk (i.e., low probability of default), while ratings such as BBB- or Baa3 indicate a higher risk. **Collateralised debt obligation** (**CDO**) is a structured finance product backed by a pool of debt assets, such as mortgage-backed securities (MBS), asset-backed securities (ABS), collateralized bond obligations (CBOs) and collateralized loan obligations (CLOs). Typically these structures pool cash flows from the underlying assets and then pay investors based on their seniority, so that investors in more senior tranches of the CDO receive their payments first, while investors in the most junior tranches suffer any losses first. **Collateralised loan obligation** (**CLO**) is a type of CDO which involves pools of corporate loans, refinanced in a securitized structure. **Credit default swap** (**CDS**) is a derivative financial instruments which allows an investor to offset default risks. Similar to an insurance contract, if an investor buys a CDS on a security, the investor is reimbursed by the counterparty if the security defaults within a certain period. **Credit-spread duration**, or credit duration, or spread duration, is a measure of the sensitivity of the price of a bond to a change in credit spreads. **Current yield** is the %-return on a bond investment, calculated as the interest payments expected from the bonds if hold for one year, divided by the current prices of the bonds. **Current yield, estimated in another currency** is the currency-hedged current yield. The current yield is estimated by calculating the expected cost of hedging into the respective currency over 12 months. Current

yield is the %-return on a bond investment, calculated as the annualized expected return based on the interest payments, current market price and the current expected redemption/maturity date and redemption/maturity price. The currency-hedged current yield is estimated by calculating the expected cost of hedging into the respective currency over 12 months. **Distribution policy** of a fund defines the dividend distribution for its share classes to investors. Accumulating share classes reinvest the income received from the fund holdings back into the fund and do not distribute to shareholders. Distributing shares typically make cash payments to shareholders on a periodic basis. **ISIN** (International Securities Identification Number) is a unique code that identifies a specific financial security. It is assigned by a country's respective national numbering agency (NNA). **Management fee** is a fee which covers the costs charged to a fund relating to portfolio management services and, if applicable, to distribution services. **Modified duration** is an adjusted version of Macaulay Duration and measures the percentage change in a bond price as a result of a change in yield. It is used to measure the sensitivity of a bonds cash flows to a change in interest rates and is more commonly used than Macaulay Duration. **Net Asset Value** (**NAV**) **/ share** also known as the share price of a fund, represents the value per share of the fund. It is calculated by dividing the fund's assets less its liabilities by the number of shares outstanding. For most funds it is calculated and reported daily. **Ongoing charges** expresses the sum of the costs of running a fund on an ongoing basis, like the management fee and various legal and operating costs. It is calculated retroactively over a period of 12 months as a percentage of the fund assets. If the available data is insufficient, for example, for newly launched funds, ongoing charges may be estimated using data from funds with similar characteristics. **Share class** is a compartment of a fund with a distinct client type, distribution policy, fee structure, currency, minimum investment, or other characteristics. The characteristics of each share class are described in the fund prospectus. **SRI** (Summary Risk Indicator) is a guide to the level of risk of this fund compared to other products. For details on the SRI, please refer to the KID. The risks relevant for the fund are detailed in its sales prospectus. **Swing Pricing eligible** is an industry standard mechanism to protect long term investors in a fund against trading costs occurring when investors enter or exit the fund. This is achieved by adjusting the NAV upwards or downwards respectively so that the additional trading costs caused by subscriptions or redemptions are borne by investors trading in the fund. Full details of the Swing Pricing mechanism are given in the fund prospectus. **VALOR** is an identification number issued by SIX Financial Information and assigned to financial instruments in Switzerland. **Volatility** measures the fluctuation of a fund's performance over a certain period. It is most commonly expressed using the annualized standard deviation. The higher the volatility, the riskier a fund tends to be. **Weighted average life** (**WAL**) determines the time outstanding on a bond, and is calculated by weighting the times at which the principal is re-paid by the amounts of principal involved (WAL does not consider interest payments). A smaller WAL is assumed to carry less credit risk. **WKN** (or Wertpapierkennummer) is an identification code of securities registered in Germany, issued by its Institute for Issuance and Administration of Securities.

## Important information

This marketing document was produced by one or more companies of the Vontobel Group (collectively "Vontobel") for retail clients for distribution in CH.

This document is for information purposes only and does not constitute an offer, solicitation or recommendation to buy or sell shares of the fund/fund units or any investment instruments, to effect any transactions or to conclude any legal act of any kind whatsoever. Subscriptions of shares of the fund should in any event be made solely on the basis of the fund's current sales prospectus (the "Sales Prospectus"), the Key Information Document ("KID"), its articles of incorporation and the most recent annual and semi-annual report of the fund and after seeking the advice of an independent finance, legal, accounting and tax specialist. Furthermore and before entering into an agreement in respect of an investment referred to in this document, you should consult your own professional and/or investment advisers as to its suitability for you. Furthermore and before entering into an agreement in respect of an investment referred to in this document, you should consult your own professional and/or investment advisers as to its suitability for you.

Neither the fund, nor the Management Company nor the Investment Manager make any representation or warranty, express or implied, with respect to the fairness, correctness, accuracy, reasonableness or completeness of an assessment of ESG research and the correct execution of the ESG strategy. As investors may have different views regarding what constitutes sustainable investing or a sustainable investment, the fund may invest in issuers that do not reflect the beliefs and values of any specific investor.

Past performance is not a reliable indicator of current or future performance. Performance data does not take into account any commissions and costs charged when shares of the fund are issued and redeemed, if applicable. The return of the fund may go down as well as up due to changes in rates of exchange between currencies. The value of the money invested in the fund can increase or decrease and there is no guarantee that all or part of your invested capital can be redeemed.

Interested parties may obtain the above-mentioned documents free of charge from the authorised distribution agencies and from the offices of the fund at 17, Boulevard de Kockelscheuer, L-1821 **Luxembourg**, in **Switzerland**, from the representative Vontobel Fonds Services AG and the paying agent Bank Vontobel AG, both at Gotthardstrasse 43, 8022 Zurich. Refer for more information on the fund to the latest Sales Prospectus, annual and semi-annual reports, available in English and German. The Key Information Document ("KID") is made available in the local language of each European country where the fund is distributed. These documents may also be downloaded from our website at vontobel.com/am. A summary of investor rights is available in English under the following link: Information on Investor Protection. Vontobel may decide to terminate the arrangements made for the purpose of marketing its funds in any country at any given time. Appropriate information will be communicated to investors.

All data contained herein, including fund information, is obtained from or calculated by Vontobel. All data is as at the date of the document unless stated otherwise. Although Vontobel believes that the information provided in this document is based on reliable sources, it cannot assume responsibility for the quality, correctness, timeliness or completeness of the information contained in this document. Except as permitted under applicable copyright laws, none of this information may be reproduced, adapted, uploaded to a third party, linked to, framed, performed in public, distributed or transmitted in any form by any process without the specific written consent of Vontobel. To the maximum extent permitted by law, Vontobel will not be liable in any way for any loss or damage suffered by you through use or access to this information, or Vontobel's failure to provide this information. Our liability for negligence, breach of contract or contravention of any law as a result of our failure to provide this information or any part of it, or for any problems with this information, which cannot be lawfully excluded, is limited, at our option and to the maximum extent permitted by law, to resupplying this information or any part of it to you, or to paying for the resupply of this information or any part of it to you. Neither this document nor any copy of it may be distributed in any jurisdiction where its distribution may be restricted by law. Persons who receive this document should make themselves aware of and adhere to any such restrictions. In particular, this document must not be distributed or handed over to US persons and must not be distributed in the USA.

TwentyFour Asset Management LLP is registered in England with No. OC335015, and is authorized and regulated in the UK by the Financial Conduct Authority, FRN No. 481888. Registered Office:4th Floor, 20 Fenchurch Street, London, EC3M 3BY.

Vontobel Asset Management S.A.
18, rue Erasme, L-1468 Luxemburg
Luxemburg

luxembourg@vontobel.com
www.vontobel.com/am