

Fund Factsheet / 28.04.2023

ZugerKB Fonds - Aktien Europa (EUR) A

Investment policy

- This investment fund seeks to maximize long-term investment return in EUR, taking risk diversification into account.
- The investment philosophy is based on a combination of quantitative and qualitative aspects. Quantitative objective-based screening focuses on valuation and sound company financials, favoring an above-average return on invested capital. Through active selection, the portfolio will be supplemented with companies offering earnings and dividend growth combined with an attractive risk/return profile.
- Considering this risk profile and aiming for industry diversification are further cornerstones of portfolio construction.

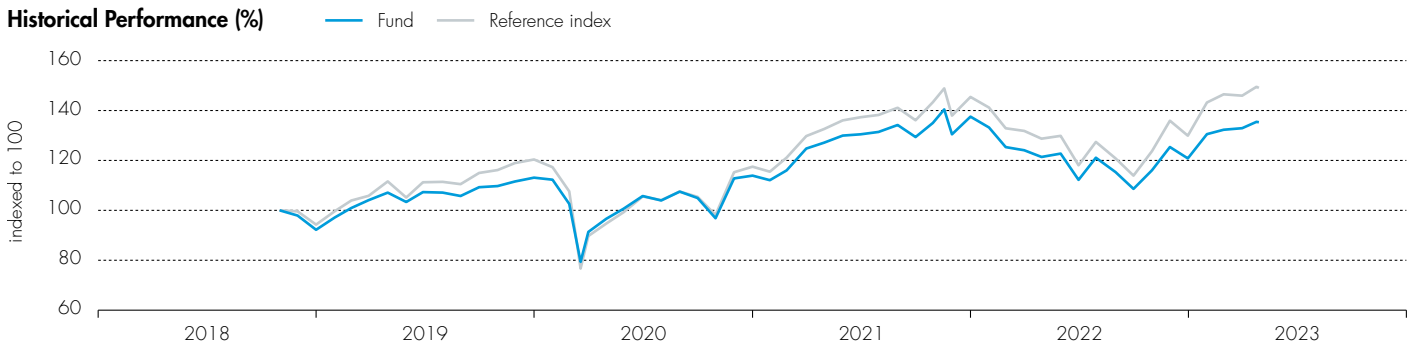
Investment manager	Zuger Kantonalbank AG
Fund domicile	Switzerland
Currency of the fund / shareclass	EUR / EUR
Launch date fund / shareclass	31.10.2018 / 31.10.2018
Fund size	EUR 60.91 mio
Net asset value (NAV) / share	EUR 128.66
Ref. index	MSCI Europe ex Switzerland Net Return EUR Index (M7EUC Index) (-01.02.2023 = MSCI EMU Top 50 Net Return (M7CXFB Index))
ISIN / VALOR	CH0435830648 / 43583064
Bloomberg	ZKBAEEA SW
Management fee	1.40%
Ongoing charges (incl. Mgmt. fee) as of 31.05.2022	1.44%
Swing pricing	Yes
Distribution policy	distribution, annually

Portfolio Characteristics

Volatility, annualized ¹⁾	17.46%
--------------------------------------	--------

¹⁾ calculated over 3 years

Historical Performance (%)

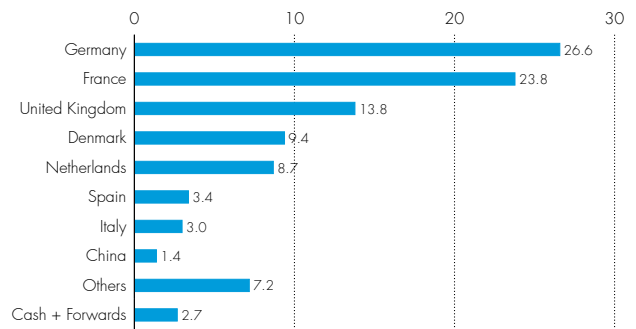
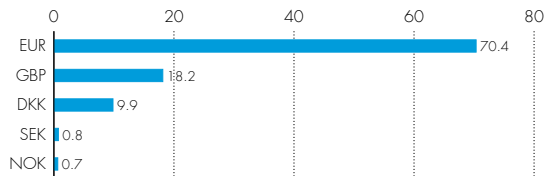
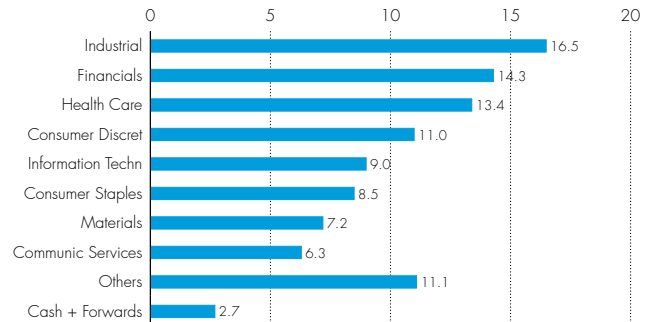


	1 m	year to date	2022	2021	2020	2019	2018	2017	2016	2015	2014	2013	3 yrs p.a.	5 yrs p.a.	since inception
Fund	1.8	12.0	-12.2	20.7	0.7	22.7	-7.8	n.a.	n.a.	n.a.	n.a.	n.a.	11.9	n.a.	35.3
Ref. index	2.1	14.7	-10.7	23.8	-2.4	27.7	-5.7	n.a.	n.a.	n.a.	n.a.	n.a.	16.3	n.a.	49.1

Past Performance is not a guide to current or future performance. Performance data do not take account of the entry / exit commissions and costs incurred, and reflect gross distributions reinvested. Performance of a fund can rise or fall, i.e. as a result of currency fluctuations.

Major positions

	(%)
Novo Nordisk A/S-B	3.8
Lvmh Moet Hennessy Louis Vui	3.8
Asml Holding Nv	3.1
Shell Plc	2.6
Siemens Ag-Reg	2.4
Totalenergies Se	2.4
L'oreal	2.3
Allianz Se-Reg	2.3
Siemens Energy Ag	2.0
Deutsche Telekom Ag-Reg	1.9
Total	26.6

Geographical breakdown (%)**Currency breakdown (%)****Sector breakdown (%)****Risks**

- Limited participation in the potential of single securities.
- Investments in foreign currencies are subject to currency fluctuations.
- Success of single security analysis and active management cannot be guaranteed.
- It cannot be guaranteed that the investor will recover the capital invested.
- Derivatives entail risks relating to liquidity, leverage and credit fluctuations, illiquidity and volatility.
- Price fluctuations of investments due to market, industry and issuer linked changes are possible.
- Investments in mid and small cap companies may be less liquid than investments in large cap companies.
- Money market investments are associated with risks of a money market, such as interest rate fluctuations, inflation risk and economic instability.

Important information

This marketing document was produced for Wholesale/Retail clients, for distribution in: CH.

The fund mentioned in this factsheet is a Swiss law fund. The present documentation does not constitute an offer or a recommendation to purchase or to subscribe for units, but is intended for informational and advertising purposes only. Subscriptions for units of a Swiss law investment fund are made solely on the basis of the current sales prospectus with integrated fund contract, the current annual and semi-annual reports as well as the Key Investor Information Document („KIID“). Furthermore, we recommend that you contact your relationship manager or other advisors before each investment. All of the above-mentioned documents shall be ordered free of charge from Zuger Kantonalbank, Bahnhofstrasse 1, 6301 Zug, as distributor and the asset manager; Vontobel Fonds Services AG, Gotthardstrasse 43, 8002 Zürich, as fund management company; as well as RBC Investor Services Bank S.A., Esch-sur-Alzette, Zurich branch, Bleicherweg 7, 8027 Zürich, as paying agent and custodian bank.

Past performance is not an indicator of current or future performance. Performance data does not take into account the commissions and costs charged when units are issued and redeemed as well as possible value impairing deposit account keeping fees. The return of the fund may rise or fall due to currency fluctuations.

All data contained herein, including fund information, is obtained from or calculated by Vontobel. All data is as at the date of the document unless stated otherwise. Although Vontobel believes that the information provided in this document is based on reliable sources, it cannot assume responsibility for the quality, correctness, timeliness or completeness of the information contained in this document. Except as permitted under applicable copyright laws, none of this information may be reproduced, adapted, uploaded to a third party, linked to, framed, performed in public, distributed or transmitted in any form by any process without the specific written consent of Vontobel. To the maximum extent permitted by law, Vontobel will not be liable in any way for any loss or damage suffered by you through use or access to this information, or Vontobel's failure to provide this information. Our liability for negligence, breach of contract or contravention of any law as a result of our failure to provide this information or any part of it, or for any problems with this information, which cannot be lawfully excluded, is limited, at our option and to the maximum extent permitted by law, to resupplying this information or any part of it to you, or to paying for the resupply of this information or any part of it to you. Neither this document nor any copy of it may be distributed in any jurisdiction where its distribution may be restricted by law. Persons who receive this document should make themselves aware of and adhere to any such restrictions. In particular, this document must not be distributed or handed over to US persons and must not be distributed in the USA.

The MSCI data is for internal use only and may not be redistributed or used in connection with creating or offering any securities, financial products or indices. Neither MSCI nor any other third party involved in or related to compiling, computing or creating the MSCI data (the “MSCI Parties”) makes any express or implied warranties or representations with respect to such data (or the results to be obtained by the use thereof), and the MSCI Parties hereby expressly disclaim all warranties of originality, accuracy, completeness, merchantability or fitness for a particular purpose with respect to such data. Without limiting any of the foregoing, in no event shall any of the MSCI Parties have any liability for any direct, indirect, special, punitive, consequential or any other damages (including lost profits) even if notified of the possibility of such damages.