

EQUITY | GLOBAL EQUITY Q2 2025

Vontobel Global Equity Fund

A: VNGAX Institutional: VNGIX Y: VNGYX

INVESTMENT OVERVIEW

The Fund aims to provide strong returns over a market cycle with considerably less business risk than the global equity markets. The Fund follows an active stewardship strategy through direct engagement with companies and a voting policy. The Fund aims to participate in rising markets and protect capital during declining markets.

KEY FEATURES

The Fund invests across both developed and emerging markets. It seeks to invest, at sensible prices, in a concentrated portfolio of stocks of high quality growth companies. These should exhibit relatively stable and predictable earnings growth that can be sustained for extended periods.

Portfolio management*	Ramiz Chelat/Rob Hansen
Launch date fund	08.05.2024
Fund size	USD 23.07M
Net asset value (NAV) / share	USD 11.64
Benchmark	MSCI ACWI ND
Dividends	distribution, annually
Number of positions	44
Morningstar Category	Foreign Large Growth

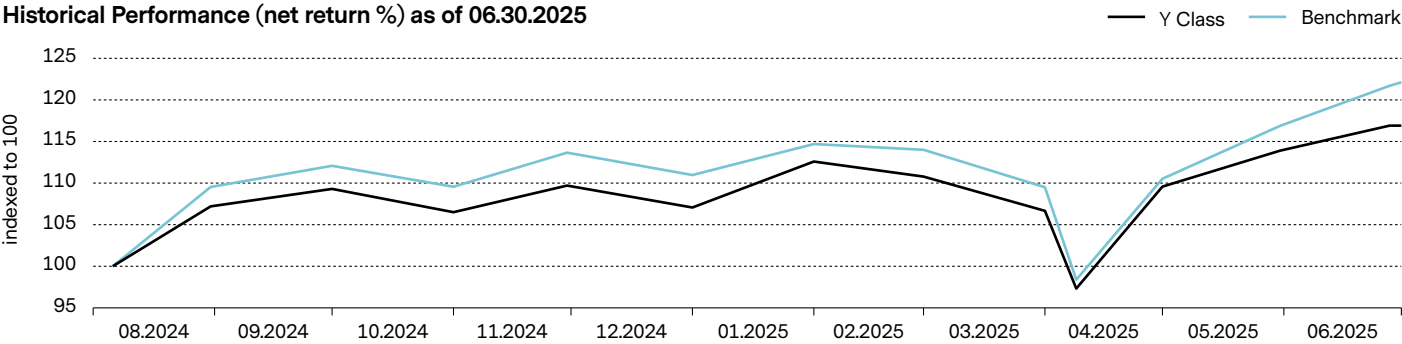
Expenses

Class	Gross	Net
VNGAX (Class A)	1.49	0.98
VNGIX (Class I)	1.09	0.58
VNGYX (Class Y)	1.24	0.73

Note: Expenses stated as of the Fund’s most recent prospectus and all classes of the Fund have contractual waivers in place which can be terminated at any time by the Board of Trustees or by the Adviser upon 90 days’ prior written notice to the Trust, effective as of the close of business on April 30, 2026. The difference between net and gross expense ratios are due to contractual and/or voluntary waivers, if applicable, the Adviser has agreed to the extent necessary in connection with the total operating expenses of the Fund.

Redemption Fee: 1.00% (as a percentage of amount redeemed, if shares redeemed have been held for less than 30 days).

Historical Performance (net return %) as of 06.30.2025



	1 Month	YTD	1 Year	3 Years	5 Years	10 Years	Since Inception
Class A	2.65	9.19	n.a.	n.a.	n.a.	n.a.	16.91
Institutional Class	2.66	8.94	n.a.	n.a.	n.a.	n.a.	16.31
Class Y	2.65	9.20	n.a.	n.a.	n.a.	n.a.	16.81
Index	4.49	10.05	n.a.	n.a.	n.a.	n.a.	22.12

Returns shown assume the reinvestment of all distributions and the deduction of all fund expenses. Returns for periods less than one year are not annualized. Total returns may reflect a waiver of part of the Fund's fees for certain periods since inception, without which returns would have been lower. Indices are unmanaged, no fees or expenses are reflected, and one cannot invest directly in an index.

The performance data quoted represents past performance. Past performance does not guarantee future results. The investment return and principal value of an investment will fluctuate so that an investor's shares, when redeemed, may be worth more or less than their original cost. The Fund's current performance may be lower or higher than the performance data quoted. Investors may obtain performance information current to the most recent month-end by calling (877) 734-6278.

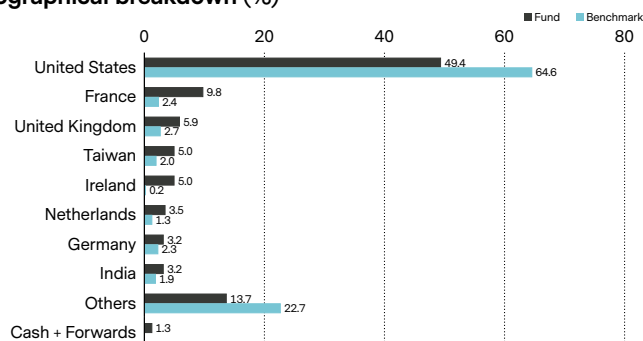
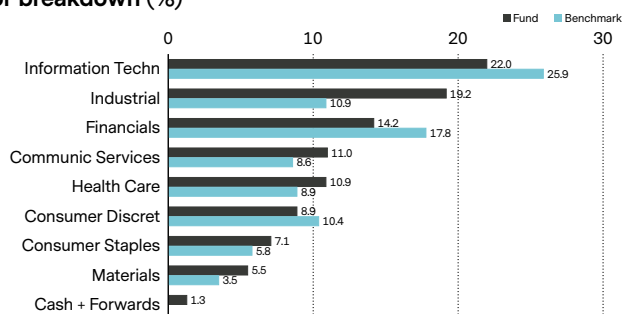
*Source: Vontobel, as of July 1, 2025

Fund Holdings - Top 10

(%)

Microsoft Corp	7.2
Coca-Cola Co/The	5.6
Taiwan Semiconductor Manufacturing Co Ltd	5.0
Amazon.com Inc	3.7
Abbott Laboratories	3.6
Alphabet Inc	3.5
RELX PLC	3.5
CME Group Inc	3.4
Experian PLC	3.4
SAP SE	3.2
Total	42.1

Fund holdings, characteristics, and allocations are subject to change. Holdings for informational purposes only and should not be deemed as a recommendation to buy, hold, or sell the securities shown.

Geographical breakdown (%)**Sector breakdown (%)****RISK DISCLOSURE**

Investing in mutual funds involves risk, including the possible loss of principal. Investors' shares, when redeemed, may be worth more or less than their original cost. There is no assurance the investment objective of any fund will be achieved. The Fund is subject to price volatility over short or extended periods of time. International investing can be more volatile and have lower overall liquidity than investments in U.S. securities and may lose value because of adverse local, political, social, or economic developments overseas, or due to changes in the exchange rates between foreign currencies and the U.S. dollar. Emerging markets involve heightened risks related to the same factors as well as increased volatility and lower trading volume. As an actively managed fund, the Fund is subject to management risk. There is no assurance that investment objectives will be achieved. Please refer to the prospectus for more detailed information regarding these and other risks.

Important information

This document is for information purposes only; is not intended to be investment advice; and does not constitute an offer, solicitation, or recommendation of any kind. Unless otherwise noted, all data is as 06.30.2025.

An investor should carefully consider the Fund's investment objectives, risks, and charges and expenses carefully before investing or sending any money. This and other important information about the Fund can be found in the Fund's prospectus and summary prospectus which can be obtained at am.vontobel.com/en/strategies/mutual-funds or by calling 877-734-6278.

The Fund is advised by Vontobel Asset Management Inc. and distributed by SEI Investments Distribution Co., One Freedom Valley Drive, Oaks, PA 19456. SEI Investments Distribution Co. is not affiliated with Vontobel Asset Management Inc.

The MSCI All Country World Index (MSCI ACWI) captures large and mid-cap representation across certain developed markets (DM) and emerging markets (EM) countries. Indices are unmanaged; no fees or expenses are reflected; and one cannot invest directly in an index.

Morningstar: © 2025 Morningstar, Inc. All rights reserved. The information contained herein: (1) is proprietary to Morningstar and/or its content providers; (2) may not be copied or distributed; and (3) is not warranted to be accurate, complete, or timely. Neither Morningstar nor its content providers are responsible for any damages or losses arising from any use of this information. Past performance is no guarantee for future results.

The MSCI data is for internal use only and may not be redistributed or used in connection with creating or offering any securities, financial products or indices. Neither MSCI nor any other third party involved in or related to compiling, computing or creating the MSCI data (the "MSCI Parties") makes any express or implied warranties or representations with respect to such data (or the results to be obtained by the use thereof), and the MSCI Parties hereby expressly disclaim all warranties of originality, accuracy, completeness, merchantability or fitness for a particular purpose with respect to such data. Without limiting any of the foregoing, in no event shall any of the MSCI Parties have any liability for any direct, indirect, special, punitive, consequential or any other damages (including lost profits) even if notified of the possibility of such damages.

Not FDIC Insured

No Bank Guarantee

May Lose Value