

Fund Factsheet / Q4 2024

# Vontobel Global Environmental Change Fund

A: VNEAX

Y: VNEYX

## INVESTMENT OVERVIEW

The Fund aims to achieve long-term capital growth as well as to invest in companies that have a positive impact on the environment, while respecting risk diversification. The seasoned investment specialist team takes longer-term high conviction investment decisions based on in-depth analyses. The team actively adapts portfolio positions to seize attractive new opportunities while seeking to control risks, always in line with their latest assessment of investment conditions.

## KEY FEATURES

The Fund invests worldwide mainly in stocks of companies with long-term growth potential which address environmental challenges by providing solutions that can contribute to a sustainable objective in areas like resource efficient industry, clean water, clean energy infrastructure, low-emission transportation, building technology, and lifecycle management for products.

Portfolio management	Pascal Dudle / Stephan Eugster
Launch date fund	10.3.2023
Fund size	USD 12.2M
Net asset value (NAV) / share	USD 11.88
Benchmark	MSCI All Country World Index (net)
Dividends	distribution, annually
Number of positions	61
Morningstar Category	Sector Equity Ecology funds

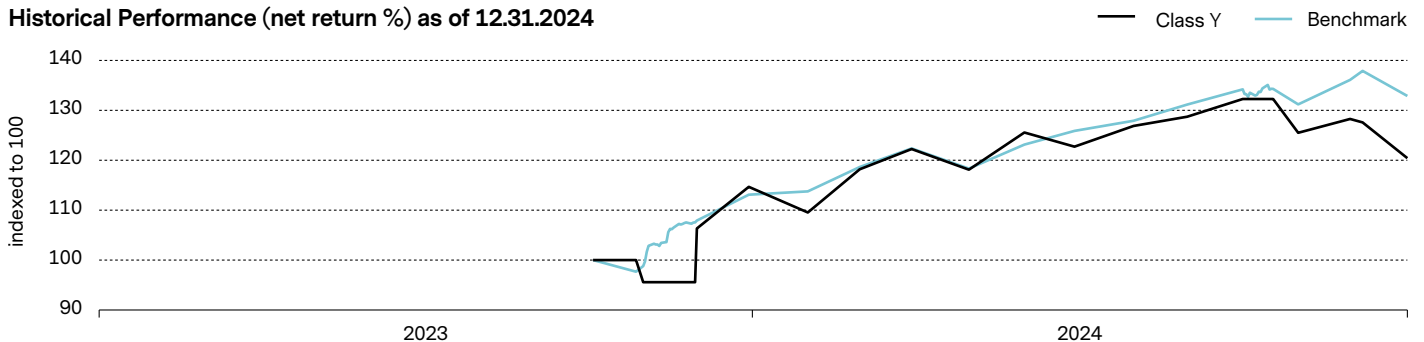
## Expenses

Class	Gross	Net
VNEAX (Class A)	2.15	1.05
VNEYX (Class Y)	1.90	0.80

*Note: Expenses stated as of the Fund's most recent prospectus and all classes of the Fund have contractual waivers in place which can be terminated at any time by the Board of Trustees or by the Adviser upon 90 days' prior written notice to the Trust, effective as of the close of business on January 31, 2027. The difference between net and gross expense ratios are due to contractual and/or voluntary waivers, if applicable, the Adviser has agreed to the extent necessary in connection with the total operating expenses of the Fund.*

*Redemption Fee: 1.00% (as a percentage of amount redeemed, if shares redeemed have been held for less than 30 days).*

## Historical Performance (net return %) as of 12.31.2024

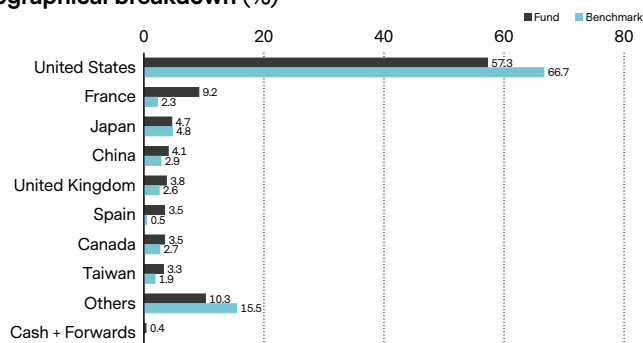


	1 Month	YTD	1 Year	3 Years	5 Years	10 Years	Since Inception*
Class A	-6.1	5.0	5.0	n.a.	n.a.	n.a.	16.1
Class Y	-6.3	5.9	5.9	n.a.	n.a.	n.a.	17.0
Index	-2.4	17.5	n.a.	n.a.	n.a.	n.a.	25.6

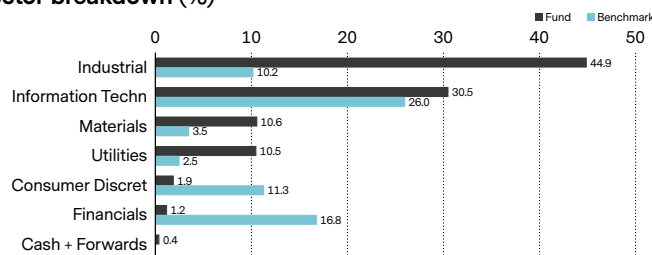
*Since Inception: October 3, 2023. The performance data quoted represents past performance. Past performance does not guarantee future results. The investment return and principal value of an investment will fluctuate so that an investor's shares, when redeemed, may be worth more or less than their original cost. The Fund's current performance may be lower or higher than the performance data quoted. Investors may obtain performance information current to the most recent month-end by calling (877) 734-6278.*

*Returns shown assume the reinvestment of all distributions and the deduction of all fund expenses. Returns for periods less than one year are not annualized. Total returns may reflect a waiver of part of the Fund's fees for certain periods since inception, without which returns would have been lower. Indices are unmanaged, no fees or expenses are reflected, and one cannot invest directly in an index.*

## Geographical breakdown (%)



## Sector breakdown (%)



## Fund Holdings - Top 10

Company name	Weight (in %)
Prismian SpA	3.17
Linde PLC	3.09
Iberdrola SA	2.68
Quanta Services Inc	2.61
Applied Materials Inc	2.55
Cie de Saint-Gobain SA	2.52
Roper Technologies Inc	2.22
ANSYS Inc	2.16
NextEra Energy Inc	2.11
Clean Harbors Inc	2.04
<b>Total</b>	<b>25.1</b>

Fund holdings, characteristics, and allocations are subject to change. Holdings for informational purposes only and should not be deemed as a recommendation to buy, hold, or sell the securities shown.

## RISK DISCLOSURE

Investing in mutual funds involves risk, including the possible loss of principal. Investors' shares, when redeemed, may be worth more or less than their original cost. There is no assurance the investment objective of any fund will be achieved. The Fund is subject to price volatility over short or extended periods of time.

- **Equity Risk** - The stock or other security of a company may not perform as well as expected, and may decrease in value, because of factors related to the company, to the industry in which the company is engaged, or to the market as a whole. The value of a security may decline for reasons related to the issuer, such as management performance, financial leverage, and reduced demand for the issuer's good and services.
- **Large Cap Risk** - Equity securities can fluctuate rapidly or unpredictably due to factors affecting individual companies, as well as changes in economic conditions, political events, and other factors, potentially leading to losses for investors.
- **Mid / Small Cap Risk** - Investments in small and mid-size companies increase the risk of greater price fluctuations.
- **Foreign Investment Risk** - International investments are subject to special risk, including currency fluctuations and social, economic, and political uncertainties, which can increase volatility. These risks may be heightened for investments in emerging markets.
- **Concentration Risk** - Concentration of investments in particular sector, country, region, or industry may cause the Fund to be more volatile than a more diversified strategy.
- **Sustainability Risk** - Environmental, social, and governance (ESG) strategies may limit the types and number of investments available and, as a result, may forgo favorable market opportunities or underperform strategies that are not subject to such criteria. There is no guarantee that the Fund's sustainability directives will be successful or will result in better performance.
- **Currency Risk** - The value of foreign currencies relative to the U.S. dollar fluctuates in response to market, economic, political, regulatory, geopolitical, or other conditions. Fluctuations in currency exchange rates may impact Fund returns more greatly in the extent the Fund does not hedge currency exposure or hedging techniques are unsuccessful.

As an actively managed fund, the Fund is subject to management risk. There is no assurance that investment objectives will be achieved. Please refer to the prospectus for more detailed information regarding these and other risks.

## Important information

This document is for information purposes only; is not intended to be investment advice; and does not constitute an offer, solicitation, or recommendation of any kind. Unless otherwise noted, all data is as 12.31.2024.

**An investor should carefully consider the Fund's investment objectives, risks, and charges and expenses carefully before investing or sending any money. This and other important information about the Fund can be found in the Fund's prospectus and summary prospectus which can be obtained at [am.vontobel.com/en/strategies/mutual-funds](http://am.vontobel.com/en/strategies/mutual-funds) or by calling 877-734-6278.**

The Fund is advised by Vontobel Asset Management Inc. and distributed by SEI Investments Distribution Co., One Freedom Valley Drive, Oaks, PA 19456. SEI Investments Distribution Co. is not affiliated with Vontobel Asset Management Inc.

MSCI All Country World Index (net) Index captures large and mid-cap representation across certain developed markets (DM) and emerging markets (EM) countries. Indices are unmanaged; no fees or expenses are reflected; and one cannot invest directly in an index.

Morningstar: © 2025 Morningstar, Inc. All rights reserved. The information contained herein: (1) is proprietary to Morningstar and/or its content providers; (2) may not be copied or distributed; and (3) is not warranted to be accurate, complete, or timely. Neither Morningstar nor its content providers are responsible for any damages or losses arising from any use of this information. Past performance is no guarantee for future results.

The MSCI data is for internal use only and may not be redistributed or used in connection with creating or offering any securities, financial products or indices. Neither MSCI nor any other third party involved in or related to compiling, computing or creating the MSCI data (the "MSCI Parties") makes any express or implied warranties or representations with respect to such data (or the results to be obtained by the use thereof), and the MSCI Parties hereby expressly disclaim all warranties of originality, accuracy, completeness, merchantability or fitness for a particular purpose with respect to such data. Without limiting any of the foregoing, in no event shall any of the MSCI Parties have any liability for any direct, indirect, special, punitive, consequential or any other damages (including lost profits) even if notified of the possibility of such damages.

**Not FDIC Insured      No Bank Guarantee      May Lose Value**