Vontobel

Fund Factsheet / 31.10.2026

Vontobel Fund - Credit Opportunities HI (hedged), EUR

Morningstar Rating as of 30.09.2026 ★★★★★

Marketing document for institutional investors in: CH

Investment objective
This actively managed bond fund aims to achieve a positive absolute return through the credit cycle.

Key features
While respecting risk diversification, the fund invests worldwide across credit ratings predominantly in bonds and similar interest-bearing securities of sovereign and corporate issuers. Specific limits apply for issuers outside the OECD as well as for certain instruments, including distressed, convertible, Co-Co, or warrant bonds, notes, ABS, and MBS. The fund may also be exposed to various currencies and to market volatility. It may use derivatives to achieve its investment objective. It uses no benchmark. The investment team has full discretion.

Approach
The investment team continuously assesses markets and issuers based on in-depth economic and credit analyses to allocate risks within the portfolio accordingly and to select securities and instruments whose yield and/or hedging values or performance potential it deems promising. It flexibly adapts the portfolio, striving to capitalize on favorable markets and keep its vulnerability to unfavorable markets low.

Summary Risk Indicator (SRI)

The SRI is a guide to the level of risk of this product compared to other products. It shows how likely it is that the product will lose money because of movements in the markets or because we are not able to pay you.

1	2	**3**	4	5	6	7

◄ Lower risk — Higher risk ►

The risk indicator assumes you keep the product for 4 years.

Portfolio management	Kai Steffen Hirschlein
Fund domicile, legal structure, SFDR	Luxembourg, UCITS, Art. 6
Currency of the fund / shareclass	USD / EUR
Launch date fund / shareclass	30.06.2015 / 22.12.2021
Fund size	USD 5,251.43 mio
Net asset value (NAV) / share	EUR 139.18
ISIN / WKN / VALOR	LU2416422751 / A3C8Y7 / 115057119
Management fee	0.60%
Ongoing charges (incl. Mgmt. fee) as of 28.02.2026	0.74%
Maximum entry / switching / exit fee [1)]	5.00% / 1.00% / 0.30%
Swing Pricing eligible	Yes
Distribution policy	reinvesting

1) Refer to fund distributor for actual applicable fees, if any.
No reference index is mentioned as the fund's objective is not linked to an index.

Portfolio Characteristics

Volatility, annualized [2)]	5.02%
Sharpe ratio [2)]	1.92
Effective duration (years)	4.79
Yield to maturity (YTM)	8.12%
Yield to worst incl. ccy forwards	8.98%
Average maturity (years)	9.58
Average coupon	6.00%

2) calculated over 3 years

Historical Performance (net return %)

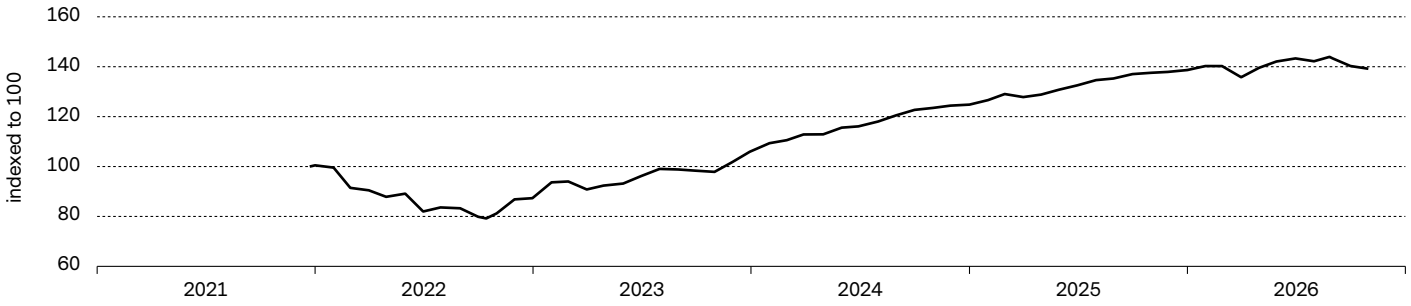

Past performance is not a guide to current or future performance. Performance data does not take account of the entry / exit commissions and costs incurred, and reflects gross distributions reinvested. Performance of a fund can rise or fall, i.a. as a result of currency fluctuations.

	1 m	year to date	2016	2017	2018	2019	2020	2021	2022	2023	2024	2025	3 yrs p.a.	5 yrs p.a.	since inception
Fund	-0.8	0.4	n.a.	n.a.	n.a.	n.a.	n.a.	n.a.	-13.1	21.3	17.8	11.1	12.5	n.a.	39.2

Major positions (%)

Nationwide Building Society Preferred Registered	2.1
5.5% Brazil 23.04.2036 Senior	1.7
7.2% BNP Paribas Open End FRN Reg-S Junior Subordinated	1.6
6.125% Barclays Open End FRN Reg-S Subordinated	1.4
6.75% Deutsche Bank Open End FRN Reg-S Junior Subordinated	1.4
6.25% BOAD 14.10.2040 Reg-S Senior	1.2
6.875% Stellantis Open End FRN Senior	1.2
6.5% SoftBank Group 29.10.2062 FRN Senior	1.1
6.25% Commerzbank Open End FRN Reg-S Subordinated	1.0
7.5% NATWEST GROUP PLC Open End FRN Conv Reg-S Junior Subordinated	1.0
Total	**13.7**

Geographical breakdown (%)

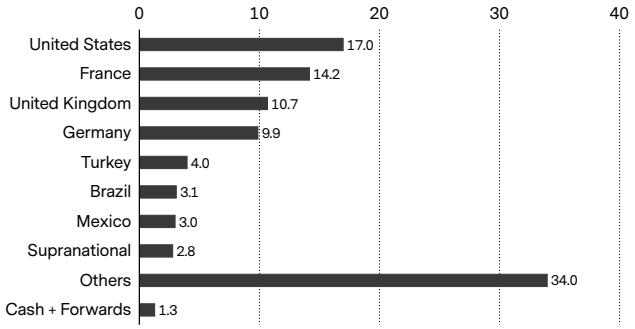

The fund may enter into interest rate and credit derivatives, that may impact the risk and return profile of the fund. Such investments are not shown in the chart.

Credit ratings breakdown (%)

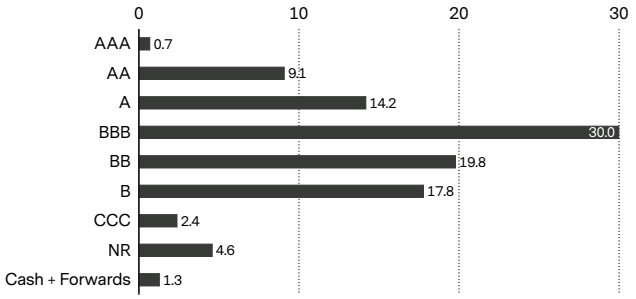

The fund may enter into credit derivatives, that may impact the risk and return profile of the fund. Such investments are not shown in the chart.

Sector breakdown (%)

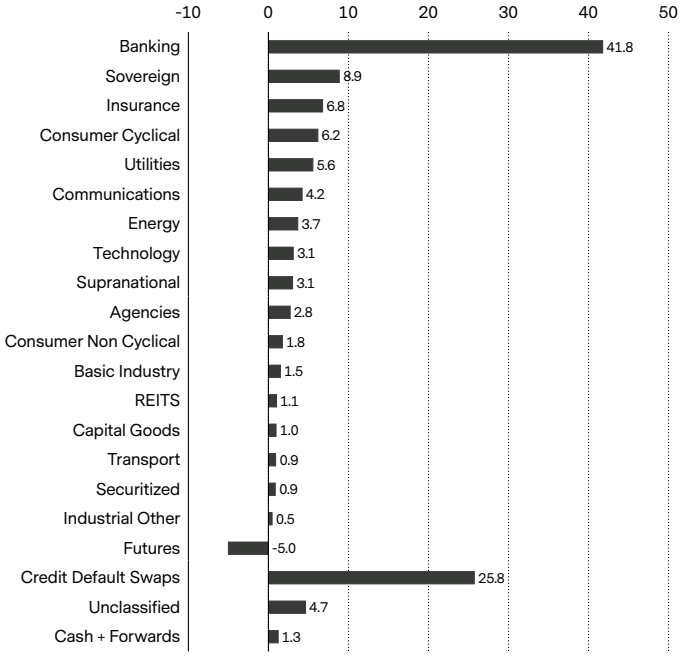

Risks

Investing in the Sub-Fund implies the following risks which are described in detail in the section “Risks” of the Sales Prospectus. The table below explains which risks are specifically related to the Sub-Fund and could affect an investment in the Sub-Fund.

Investment Fund Risks	Investment Management Risks	Other Risks
– Performance Risk	– Fixed Income Risk	– Volatility Trading Risk
– Market Risk	– Credit Risk	– Sustainability Risk
– Operational Risk	– Interest Rate Risk	
– Liquidity Risk	– High Yield Investment Risk	
	– ABS/MBS/CLO Risk	
	– Contingent Convertible Bond Risk	
	– Financial Derivative Instruments Risks	
	– Absolute Return Strategy Risk	
	– Leverage Risk	
	– Emerging Markets Risk	
	– Currency Risk	
	– Currency Trading Risk	

Any of these risks could cause a Sub-Fund to lose money, to perform less well than similar investments, to experience high volatility of the Share price, or to fail to meet its investment objective over any period of time. It cannot be guaranteed that the investor will recover the capital invested.

Glossary

Average Maturity indicates the length of time until the initial investment amount of a bond is due to be repaid. "Average maturity" is calculated on a bond portfolio by weighting each bond's residual maturity by its relative size. **Average Rating**, or credit rating, assesses a bond issuer's ability to repay on time all its debt (interest and principal). High ratings, like AAA or Aaa, indicate low risk (i.e., low probability of default), while ratings such as BBB- or Baa3 indicate a higher risk. **Coupon** is a payment to holders of bonds on a pre-defined basis, normally with a specific periodicity and percentage. Average Coupon for a bond fund is calculated as capital-weighted average of the coupon rates of all bonds in a portfolio. **Distribution policy** of a fund defines the dividend distribution for its share classes to investors. Accumulating share classes reinvest the income received from the fund holdings back into the fund and do not distribute to shareholders. Distributing shares typically make cash payments to shareholders on a periodic basis. **Effective duration**, also called option-adjusted duration, is used to calculate the interest rate sensitivity of bonds that have uncertain cash flows due to embedded options. **Hedged share class** is type of share class that hedges currency risks. It protects investors against unwanted

currency exchange (FX) fluctuations, which may be larger than underlying investment returns. To achieve this, the share class must cover hedging costs, resulting in a higher total cost to investors. **Hedging** describes the steps taken to offset the risk of a loss or unwanted gain, for example by hedging the risk of foreign currency exposure, an investor can benefit from holding a diverse range of global companies without being exposed to global foreign exchange movements. **ISIN** (International Securities Identification Number) is a unique code that identifies a specific financial security. It is assigned by a country's respective national numbering agency (NNA). **Management fee** is a fee which covers the costs charged to a fund relating to portfolio management services and, if applicable, to distribution services. **Net Asset Value** (**NAV**) / **share** also known as the share price of a fund, represents the value per share of the fund. It is calculated by dividing the fund's assets less its liabilities by the number of shares outstanding. For most funds it is calculated and reported daily. **Ongoing charges** expresses the sum of the costs of running a fund on an ongoing basis, like the management fee and various legal and operating costs. It is calculated retroactively over a period of 12 months as a percentage of the fund assets. If the available data is insufficient, for example, for newly launched funds, ongoing charges may be estimated using data from funds with similar characteristics. **Share class** is a compartment of a fund with a distinct client type, distribution policy, fee structure, currency, minimum investment, or other characteristics. The characteristics of each share class are described in the fund prospectus. **Sharpe ratio** measures excess return per unit of risk. The ratio is the average return earned in excess of the risk-free rate per unit of volatility. A portfolio with a higher Sharpe ratio is considered superior relative to its peers. **SRI** (Summary Risk Indicator) is a guide to the level of risk of this fund compared to other products. For details on the SRI, please refer to the KID. The risks relevant for the fund are detailed in its sales prospectus. **Swing Pricing eligible** is an industry standard mechanism to protect long term investors in a fund against trading costs occurring when investors enter or exit the fund. This is achieved by adjusting the NAV upwards or downwards respectively so that the additional trading costs caused by subscriptions or redemptions are borne by investors trading in the fund. Full details of the Swing Pricing mechanism are given in the fund prospectus. **VALOR** is an identification number issued by SIX Financial Information and assigned to financial instruments in Switzerland. **Volatility** measures the fluctuation of a fund's performance over a certain period. It is most commonly expressed using the annualized standard deviation. The higher the volatility, the riskier a fund tends to be. **WKN** (or Wertpapierkennnummer) is an identification code of securities registered in Germany, issued by its Institute for Issuance and Administration of Securities. **Yield to maturity** (**YTM**) measures the return of the fund if all the bonds in the portfolio of the fund were held to maturity. The ratio is expressed as an annual return in percent. **Yield to worst incl. ccy forwards** provides the yield to worst in the fund base currency, including currency forwards.

Important information

This marketing document was produced by one or more companies of the Vontobel Group (collectively "Vontobel") for institutional clients for distribution in CH.

This document is for information purposes only and does not constitute an offer, solicitation or recommendation to buy or sell shares of the fund/fund units or any investment instruments, to effect any transactions or to conclude any legal act of any kind whatsoever. Subscriptions of shares of the fund should in any event be made solely on the basis of the fund's current sales prospectus (the "Sales Prospectus"), the Key Information Document ("KID"), its articles of incorporation and the most recent annual and semi-annual report of the fund and after seeking the advice of an independent finance, legal, accounting and tax specialist. Furthermore and before entering into an agreement in respect of an investment referred to in this document, you should consult your own professional and/or investment advisers as to its suitability for you.

This document is directed only at recipients who are institutional clients, such as eligible counterparties or professional clients as defined by the Markets in Financial Instruments Directive 2014/65/EC ("MiFID") or similar regulations in other jurisdictions, or as qualified investors as defined by Switzerland's Collective Investment Schemes Act ("CISA").

For products with the ESG SFDR Category Art. 6, the investments underlying this financial product do not take into account the EU criteria for environmentally sustainable economic activities.

Past performance is not a reliable indicator of current or future performance. Performance data does not take into account any commissions and costs charged when shares of the fund are issued and redeemed, if applicable. The return of the fund may go down as well as up due to changes in rates of exchange between currencies. The value of the money invested in the fund can increase or decrease and there is no guarantee that all or part of your invested capital can be redeemed.

Interested parties may obtain the above-mentioned documents free of charge from the authorised distribution agencies and from the offices of the fund at 17, Boulevard de Kockelscheuer, L-1821 **Luxembourg**, in **Switzerland**, from the representative Vontobel Fonds Services AG and the paying agent Bank Vontobel AG, both at Gotthardstrasse 43, 8022 Zurich. Refer for more information on the fund to the latest Sales Prospectus, annual and semi-annual reports, available in English and German. These documents may also be downloaded from our website at vontobel.com/am. A summary of investor rights is available in English under the following link: Information on Investor Protection. Vontobel may decide to terminate the arrangements made for the purpose of marketing its funds in any country at any given time. Appropriate information will be communicated to investors.

All data contained herein, including fund information, is obtained from or calculated by Vontobel. All data is as at the date of the document unless stated otherwise. Although Vontobel believes that the information provided in this document is based on reliable sources, it cannot assume responsibility for the quality, correctness, timeliness or completeness of the information contained in this document. Except as permitted under applicable copyright laws, none of this information may be reproduced, adapted, uploaded to a third party, linked to, framed, performed in public, distributed or transmitted in any form by any process without the specific written consent of Vontobel. To the maximum extent permitted by law, Vontobel will not be liable in any way for any loss or damage suffered by you through use or access to this information, or Vontobel's failure to provide this information. Our liability for negligence, breach of contract or contravention of any law as a result of our failure to provide this information or any part of it, or for any problems with this information, which cannot be lawfully excluded, is limited, at our option and to the maximum extent permitted by law, to resupplying this information or any part of it to you, or to paying for the resupply of this information or any part of it to you. Neither this document nor any copy of it may be distributed in any jurisdiction where its distribution may be restricted by law. Persons who receive this document should make themselves aware of and adhere to any such restrictions. In particular, this document must not be distributed or handed over to US persons and must not be distributed in the USA.

© 2026 Morningstar. All rights reserved. The information contained herein: (1) is proprietary to Morningstar and/or its content providers; (2) may not be copied or distributed; and (3) is not warranted to be accurate, complete, or timely. Neither Morningstar nor its content providers are responsible for any damages or losses arising from any use of this information. Past performance is no guarantee for future results.

Vontobel Asset Management S.A.
18, rue Erasme, L-1468 Luxemburg
Luxemburg

luxembourg@vontobel.com
www.vontobel.com/am