

Vontobel Fund - Emerging Markets Equity I

Approved for institutional investors in: AT, CH, CL, DE, ES, FI, FR, GB, IT, LI, LU, NL, NO, SE, SG (professional investors), TW.

Investment objective

This equity fund aims to provide strong returns over a market cycle with considerably less business risk than the emerging equity markets.

Key features

The fund invests across emerging markets. It aims to invest in a concentrated portfolio of stocks of high-quality growth companies at sensible prices. The selected companies should exhibit relatively stable and predictable earnings growth that can be sustained for extended periods.

Approach

The highly experienced and stable investment specialist team adheres to a clearly defined, bottom-up approach that focuses on in-depth company research. The team manages the portfolio actively with the aim to participate in rising markets and protect capital during declining markets.



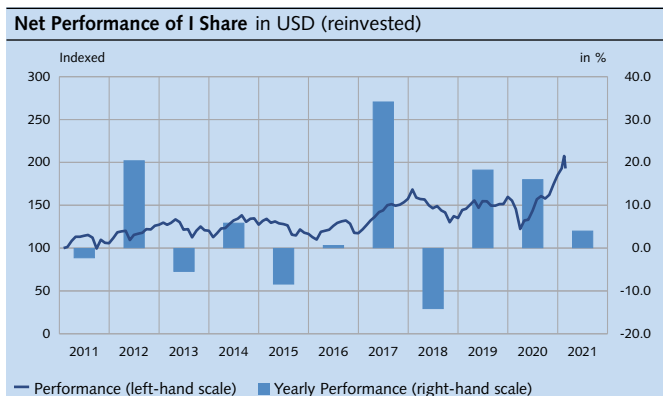
Fund Data	
Portfolio Manager	Matthew Benkendorf
Portfolio Manager location	New York
Fund domicile	Luxembourg
Fund currency	USD
Share class currency	USD
Net asset value	255.21
Highest since launch	274.41
Lowest since launch	58.54
Fund volume in mln	3,304.35 USD
Share class volume in mln	913.69 USD
Management fee	0.825%
TER (per 31/08/2020)	0.97%
Launch date	30/03/2007
Launch price	100.00
End of fiscal year	31. August
ISIN	LU0278093082
Valor	2870698

Major equity positions	
Taiwan Semiconductor	7.1%
Tencent Holdings Ltd	6.6%
SK hynix Inc	6.5%
Yum China Holdings Inc	3.4%
Heineken Nv Shs	3.3%

Net Performance of I Share (in USD and %)								
	1 mth.	YTD	2020	2019	2018	3 y. p.a.	5 y. p.a.	since inception
Fund	-0.1	4.0	16.0	18.3	-14.2	6.7	11.9	155.2
Index	0.8	3.9	18.3	18.4	-14.6	6.4	15.2	100.2
	03.16 – 02.17	03.17 – 02.18	03.18 – 02.19	03.19 – 02.20	03.20 – 02.21			
Fund	15.3	25.4	-8.2	-0.3	32.6			
Index	29.5	30.5	-9.9	-1.9	36.0			

Benchmark: MSCI Emerging Market TR net

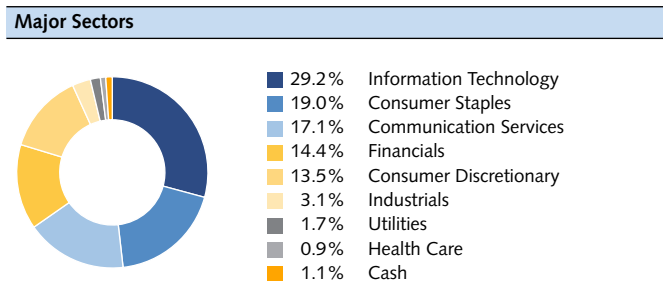
Source: Vontobel Asset Management AG. Past performance is not a guide to current or future performance. The performance data do not take account of the commissions and costs incurred on issue and redemption. The return of the fund can be a result of currency fluctuations rise or fall.



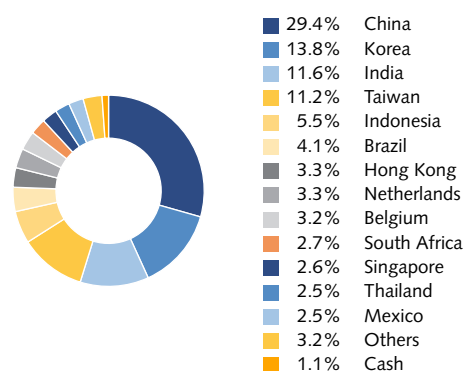
Source: Vontobel Asset Management AG. Past performance is not a guide to current or future performance. The performance data do not take account of the commissions and costs incurred on issue and redemption. The return of the fund can be a result of currency fluctuations rise or fall.

Key Data	
Volatility*	18.03%
Sharpe ratio*	0.28
Information ratio*	0.08
Tracking error*	4.35%
Jensen's Alpha*	0.71%
Beta*	0.92

* 3 years annualized



Country Weighting



Opportunities

- + "Quality growth" investment style aimed at the preservation of capital
- + Invests primarily in securities of companies that have relatively high long-term earnings growth and above-average profitability
- + Broad diversification across numerous securities
- + Possible extra returns through single security analysis and active management
- + Gains on invested capital possible
- + Use of derivatives for hedging purposes may increase subfund's performance and enhance returns
- + Price increases of investments based on market, sector and company developments are possible
- + Gains through participating in the growth potential of emerging markets are possible

Risks

- This investment style may lead to more heavily concentrated positions in individual companies or sectors
- Limited participation in the potential of single securities
- Success of single security analysis and active management cannot be guaranteed
- It cannot be guaranteed that the investor will recover the capital invested
- Derivatives entail risks relating to liquidity, leverage and credit fluctuations, illiquidity and volatility
- Price fluctuations of investments due to market, industry and issuer linked changes are possible
- Investments in emerging markets may be affected by political developments, currency fluctuations, illiquidity and volatility
- The Sub-Fund's investments may be subject to Sustainability Risks. Information on how sustainability risks are managed in this Sub-Fund may be obtained from [Vontobel.com/SFDR](https://www.vontobel.com/SFDR)

Important legal information:

This marketing document is produced for institutional investors for distribution: CH.

This document is for information purposes only and does not constitute an offer, solicitation or recommendation to buy or sell shares of the fund/fund units or any investment instruments, to effect any transactions or to conclude any legal act of any kind whatsoever. Subscriptions of shares of the fund should in any event be made solely on the basis of the fund's current sales prospectus (the "Sales Prospectus"), the Key Investor Information Document («KIID»), its articles of incorporation and the most recent annual and semi-annual report of the fund and after seeking the advice of an independent finance, legal, accounting and tax specialist.

This document is directed only at recipients who are qualified investors as defined by Switzerland's Collective Investment Schemes Act («CISA»).

In particular, we wish to draw your attention to the following risks: Investments in the securities of emerging- market countries may exhibit considerable price volatility and – in addition to the unpredictable social, political and economic environment – may also be subject to general operating and regulatory conditions that differ from the standards commonly found in industrialised countries. The currencies of emerging-market countries may exhibit wider fluctuations. Investments in derivatives are often exposed to the risks associated with the underlying markets or financial instruments, as well as issuer risks. Derivatives tend to carry more risk than direct investments. Investment universe may involve investments in countries where the local stock exchanges may not yet qualify as recognised stock exchanges. The investments underlying this Sub-Fund do not take into account the EU criteria for environmentally sustainable economic activities.

Past performance is not a reliable indicator of current or future performance. Performance data does not take into account any commissions and costs charged when shares of the fund are issued and redeemed, if applicable. The return of the fund may go down as well as up due to changes in rates of exchange between currencies. The value of the money invested in the fund can increase or decrease and there is no guarantee that all or part of your invested capital can be redeemed.

Interested parties may obtain the above-mentioned documents free of charge from the authorised distribution agencies and from the offices of the fund at 11-13 Boulevard de la Foire, L-1528 Luxembourg. Refer for more information on the fund to the latest prospectus, annual and semi-annual reports as well as the key investor information documents ("KIID"). These documents may also be downloaded from our website at vontobel.com/am, the representative in Switzerland: Vontobel Fonds Services AG, Gotthardstrasse 43, 8022 Zurich, the paying agent in Switzerland: Bank Vontobel AG, Gotthardstrasse 43, 8022 Zurich, the paying agent in Germany: the paying agent in Germany: LBBW Landesbank Baden-Württemberg, Große Bleiche 54-56, 55116 Mainz, the paying agent in Liechtenstein: Liechtensteinische Landesbank AG, Städtle 44, FL-9490 Vaduz, the paying agent in Austria Erste Bank der oesterreichischen Sparkassen AG, Graben 21, A-1010 Vienna. The KIID is available in Finnish. The KIID is available in Swedish. The KIID is available in Norwegian. The Fund and its subfunds are included in the register of Netherland's Authority for the Financial Markets as mentioned in article 1:107 of the Financial Markets Supervision Act ("Wet op het financieele toezicht"). The KIID is available in French. Refer for more information on the funds to the Document d'Information Clé pour l'Investisseur (DICI). Refer for more information regarding subscriptions in Italy to the Modulo di Sottoscrizione. For any further information: Vontobel Asset Management S.A., Milan Branch, Piazza degli Affari 3, 20123 Milano, telefono: 0263673444, e-mail clientrelation@vontobel.it. In Spain, funds authorised for distribution are recorded in the register of foreign collective investment companies maintained by the Spanish CNMV (under number 280). The KIID can be obtained in Spanish from Vontobel Asset Management S.A., Spain Branch, Paseo de la Castellana, 95, Planta 18, E-28046 Madrid or electronically from atencionalcliente@vontobel.es. The funds authorised for distribution in the United Kingdom and entered into the FCA's temporary marketing permissions regime can be viewed in the FCA register under the Scheme Reference Number 466625. The fund is authorised as a UCITS scheme (or is a sub fund of a UCITS scheme) in a European Economic Area (EEA) country, and the scheme is expected to remain authorised as a UCITS while it is in the temporary marketing permissions regime. This information was approved by Vontobel Asset Management SA, London Branch, which has its registered office at 3rd Floor, 70 Conduit Street, London W1S 2GF and is authorised by the Commission de Surveillance du Secteur Financier (CSSF) and subject to limited regulation by the Financial Conduct Authority (FCA). Details about the extent of regulation by the FCA are available from Vontobel Asset Management SA, London Branch, on request. The KIID can be obtained in English from Vontobel Asset Management SA, London Branch, 3rd Floor, 70 Conduit Street, London W1S 2GF or downloaded from our website vontobel.com/am. The fund and its subfunds are not available to retail investors in Singapore. Selected sub-funds of the fund are currently recognized as restricted schemes by the Monetary Authority of Singapore. These sub-funds may only be offered to certain prescribed persons on certain conditions as provided in the "Securities and Futures Act", Chapter 289 of Singapore. The fund is not authorised by the Securities and Futures Commission of Hong Kong. It may only be offered to those investors qualifying as professional investors under the Securities and Futures Ordinance. The contents of this document have not been reviewed by any regulatory authority in Hong Kong. You are advised to exercise caution and if you are in any doubt about any of the contents of this document, you should obtain independent professional advice. This information was approved by Vontobel Asset Management Asia Pacific Ltd., which has its registered office at 1901 Gloucester Tower, The Landmark 15 Queen's Road Central, Hong Kong. In Chile the funds may not be publicly offered, neither as an entity of Vontobel or under registration with the Chilean supervisory authority ("Superintendencia de Valores y Seguros") in accordance with the Securitais Act no. 18.045. The offer of the instruments mentioned in this presentation is subject to General Rule No. 336 issued by the Superintendencia of Securities and Insurance of Chile (Superintendencia de Valores y Seguros) ("SVS"). The subject matter of this offer are securities not registered with the Securities Registry (Registro de Valores) of the SVS, nor with the Foreign Securities Registry (Registro de Valores Extranjeros) of the SVS; therefore, such securities are not subject to the supervision of the SVS. Since the securities are not registered in Chile, there is no obligation of the issuer to make publicly available information about the securities in Chile. The securities shall not be subject to public offering in Chile unless registered with the relevant securities registry of the SVS. Please note that certain sub-funds are exclusively available to qualified investors. This communication is for information of institutional investors only (qualified as such by the laws of the Republic of Peru) and does neither constitute an offer of financial services nor a recommendation or offer to purchase or sell shares in any financial instrument. The shares of the fund have not been and will not be registered with the Securities Market Public Register ("Registro Público del Mercado de Valores") kept by the Peruvian Superintendencia for the Securities Market ("Superintendencia del Mercado de Valores", SMV).

Although Vontobel Asset Management AG ("Vontobel") believes that the information provided in this document is based on reliable sources, it cannot assume responsibility for the quality, correctness, timeliness or completeness of the information contained in this document. Except as permitted under applicable copyright laws, none of this information may be reproduced, adapted, uploaded to a third party, linked to, framed, performed in public,

distributed or transmitted in any form by any process without the specific written consent of Vontobel. To the maximum extent permitted by law, Vontobel will not be liable in any way for any loss or damage suffered by you through use or access to this information, or Vontobel's failure to provide this information. Our liability for negligence, breach of contract or contravention of any law as a result of our failure to provide this information or any part of it, or for any problems with this information, which cannot be lawfully excluded, is limited, at our option and to the maximum extent permitted by law, to resupplying this information or any part of it to you, or to paying for the resupply of this information or any part of it to you. Neither this document nor any copy of it may be distributed in any jurisdiction where its distribution may be restricted by law. Persons who receive this document should make themselves aware of and adhere to any such restrictions. In particular, this document must not be distributed or handed over to US persons and must not be distributed in the USA.

The MSCI data is for internal use only and may not be redistributed or used in connection with creating or offering any securities, financial products or indices. Neither MSCI nor any other third party involved in or related to compiling, computing or creating the MSCI data (the "MSCI Parties") makes any express or implied warranties or representations with respect to such data (or the results to be obtained by the use thereof), and the MSCI Parties hereby expressly disclaim all warranties of originality, accuracy, completeness, merchantability or fitness for a particular purpose with respect to such data. Without limiting any of the foregoing, in no event shall any of the MSCI Parties have any liability for any direct, indirect, special, punitive, consequential or any other damages (including lost profits) even if notified of the possibility of such damages.

© 2021 Morningstar. All rights reserved. The information contained herein: (1) is proprietary to Morningstar and/or its content providers; (2) may not be copied or distributed; and (3) is not warranted to be accurate, complete, or timely. Neither Morningstar nor its content providers are responsible for any damages or losses arising from any use of this information. Past performance is no guarantee for future results.

Vontobel Asset Management AG
Telefon +41 58 283 71 50
vontobel.com/am

Glossary

Benchmark

An index that is used to measure the performance of an investment fund with the purpose of tracking the return of such index or of defining the asset allocation of a portfolio or of computing the performance fees.

Beta

A measure of sensitivity - given as the average percentage change in the price of a fund when the market (benchmark) rises or falls by 1%. A value over (under) 1 means that on average the fund exhibits more (less) volatility than the benchmark. The figure is calculated on a 3-yearly basis.

Duration (Modified Duration)

Duration is an indication of how much a bond's price could be affected by a change in interest rates.

Effective Duration

Is a measure of the potential impact on a bond or portfolio price of a 1% change in interest rates across all maturities.

Hedging

Where a Class of Shares is described as hedged ("Hedged Share Class"), the intention is to hedge the Net Asset Value in the Reference Currency of the Sub/Fund into the Currency of the Hedged Share Class.

Information ratio

The information ratio (IR) is a ratio of portfolio returns above the returns of a benchmark to the volatility of those returns

Jensen's Alpha

Yield indicator. If the average return on a security or portfolio is larger than its expected return, the alpha is positive. If the average return is smaller than expected, the alpha is negative.

Management Fee

Is a fee which covers all costs relating to possible services rendered in connection with investment management and distribution. Please refer to the fund's prospectus for a complete description.

NAV

The Net Asset Value (NAV) represents the value per share. It is calculated by dividing the total net asset value of the fund (the value of the fund's assets less its liabilities) by the number of shares outstanding.

Performance Fee

The payment made to an Investment Manager if certain performance levels are achieved (often over and above any levels set out in the investment objective) within a set time period. Please refer to the fund's prospectus for a complete description.

Reference Index

The difference to benchmark is that the reference index is not used for calculation of performance fees.

Sharpe Ratio

The Sharpe ratio indicates the additional reward per unit of risk compared to a risk-free investment. It reveals how much performance was achieved at what level of risk.

TER

The fees and incidental costs charged on the management of collective investment schemes are to be disclosed using the internationally recognized Total Expense Ratio (TER). This ratio expresses the sum of all fees and incidental costs charged on an ongoing basis to the collective investment scheme's assets (operating expenses) taken retrospectively as a percentage of the net assets

Tracking error

Measure of the deviation of the return of a fund compared to the return of a benchmark over a fixed period of time. Expressed as a percentage. The more passively the investment fund is managed, the smaller the tracking error.

Volatility

Volatility (or risk or standard deviation) is an indicator of the range of fluctuation of the annualized performance of a fund over a certain period.

Weighted Average Coupon (WAC)

The coupon is the annual interest rate paid by a bond issuer on the face value of the bond.

Yield to Maturity

The rate of return anticipated on a bond if it is held until the maturity date.

Yield to Worst

The lowest potential yield that can be received on a bond without the issuer actually defaulting. The yield to worst is calculated by making worst-case scenario assumptions on the issue by calculating the returns that would be received if provisions are used by the issuer.