Vontobel

**Fund Factsheet / 31.08.2026**

# Variopartner SICAV - Global Quality Achievers N, EUR

Morningstar Rating as of 31.07.2026 ★★★

**Marketing document for retail investors in: CH**

**Investment objective**
This actively managed equity fund aims to achieve long-term capital growth.

**Key features**
While respecting risk diversification, the fund invests worldwide predominantly in equities, equity-like transferable securities, participation certificates, and depositary receipts of companies that meet specific quality criteria, based on proprietary quantitative and qualitative assessments. It may use derivatives to achieve its investment objective. It uses its benchmark for performance comparison.

**Approach**
The investment team combines proprietary quantitative models with fundamental analysis for asset allocation, security selection, and diversification across regions and industries. It uses a screening model which factors in the underlying companies' business models, brands, financial strength, and earnings stability. Moreover, it considers specific sustainability criteria in assessing potential investments, promoting environmental and/or social characteristics.

## Summary Risk Indicator (SRI)

The SRI is a guide to the level of risk of this product compared to other products. It shows how likely it is that the product will lose money because of movements in the markets or because we are not able to pay you.

| 1 | 2 | 3 | **4** | 5 | 6 | 7 |
|---|---|---|---|---|---|---|

◄ Lower risk Higher risk ►

The risk indicator assumes you keep the product for 6 years.

| | |
|---|---|
| Portfolio management | JP Britz / Franziska von Haase / Max Guthmann |
| Fund domicile, legal structure, SFDR | Luxembourg, UCITS, Art. 8 |
| Currency of the fund / shareclass | USD / EUR |
| Launch date fund / shareclass | 03.01.2018 / 30.03.2020 |
| Fund size | USD 208.32 mio |
| Net asset value (NAV) / share | EUR 246.98 |
| Benchmark | MSCI All country World Net Total Return Index (-30.09.19: MSCI World Net Return Index) |
| ISIN / WKN / VALOR | LU2127207558 / A2P1Q2 / 52828672 |
| Management fee | 0.65% |
| Ongoing charges (incl. Mgmt. fee) as of 31.12.2025 | 0.87% |
| Maximum entry / switching / exit fee [1] | 3.00% / 1.50% / 0.00% |
| Swing Pricing eligible | Yes |
| Distribution policy | reinvesting |

[1] Refer to fund distributor for actual applicable fees, if any.

| Portfolio Characteristics | Fund | Benchmark |
|---|---|---|
| Volatility, annualized [2] | 11.12% | 11.33% |
| Sharpe ratio [2] | 1.19 | |
| Information ratio [2] | negative | |
| Jensen's Alpha [2] | -0.84 | |
| Beta [2] | 0.95 | |
| Tracking Error, ex-post [2] | 3.00% | |

[2] calculated over 3 years

## Historical Performance (net return %)

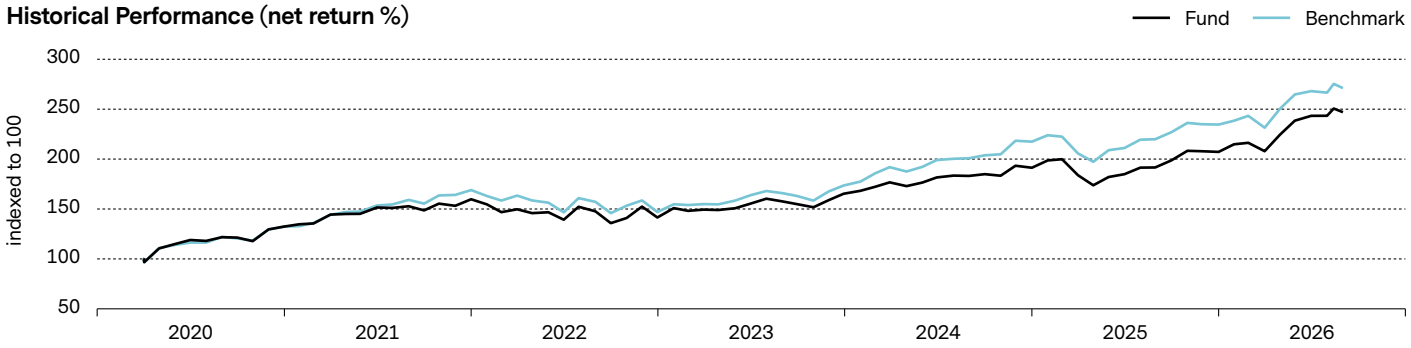


Past performance is not a guide to current or future performance. Performance data does not take account of the entry / exit commissions and costs incurred, and reflects gross distributions reinvested. Performance of a fund can rise or fall, i.a. as a result of currency fluctuations.

| | 1 m | year to date | 2016 | 2017 | 2018 | 2019 | 2020 | 2021 | 2022 | 2023 | 2024 | 2025 | 3 yrs p.a. | 5 yrs p.a. | since inception |
|---|---|---|---|---|---|---|---|---|---|---|---|---|---|---|---|
| Fund | 1.5 | 19.2 | n.a. | n.a. | n.a. | n.a. | n.a. | 20.6 | -11.4 | 16.8 | 15.8 | 8.3 | 16.1 | 10.1 | 147.0 |
| Benchmark | 1.7 | 15.6 | n.a. | n.a. | n.a. | n.a. | n.a. | 27.5 | -13.0 | 18.1 | 25.3 | 7.9 | 17.8 | 11.2 | 171.1 |

## Major positions

| | (%) |
|---|---|
| Nvidia Corp | 5.6 |
| Alphabet Inc-Cl A | 5.5 |
| Microsoft Corp | 5.0 |
| Amazon.Com Inc | 4.5 |
| Samsung Electr-Gdr Reg S | 3.2 |
| Roche Holding Ag | 2.2 |
| Asml Holding Nv | 2.2 |
| Merck & Co. Inc. | 2.1 |
| Amgen Inc | 2.1 |
| Kla Corp | 2.1 |
| **Total** | **34.5** |

## Geographical breakdown (%)

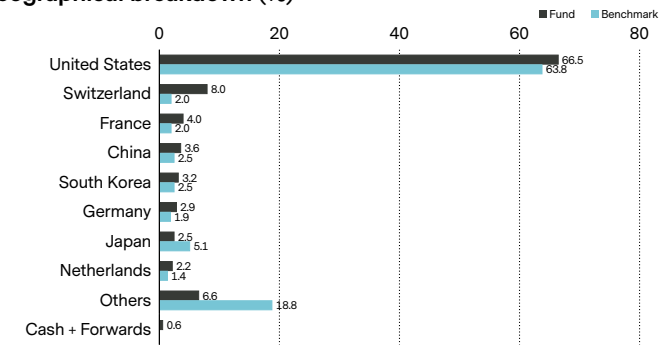


## Currency breakdown (%)

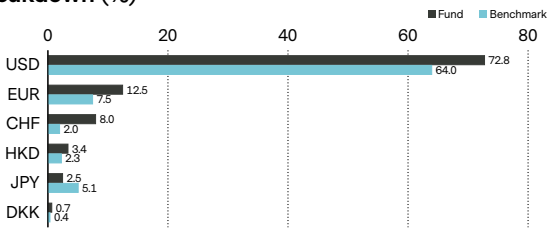


## Sector breakdown (%)

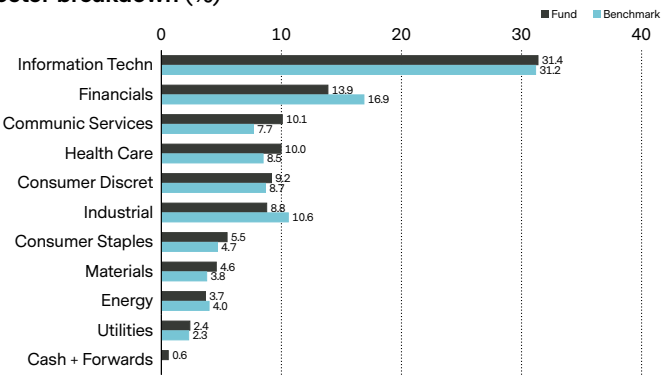


## ESG profile [3]

| | Fund | Benchmark |
|---|---|---|
| ESG rating | AA | A |
| ESG ratings coverage | 97.9% | 99.9% |
| ESG score | 7.4 | 6.8 |
| Environmental score | 6.0 | 5.9 |
| Social score | 5.3 | 5.0 |
| Governance score | 5.8 | 5.7 |
| $CO_2$ Intensity, wt. avg (t $CO_2$/M$ Sales) | 84.6 | 112.4 |

[3] Details on MSCI ESG methodology: vontobel.com/esg-valuation.
This fund does not have a designated reference ESG benchmark, but applies a conventional benchmark whose construction does not take into account ESG criteria.

## ESG ratings breakdown (%) [3]

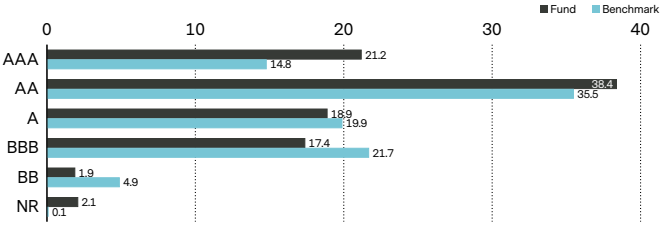


## ESG score [3]

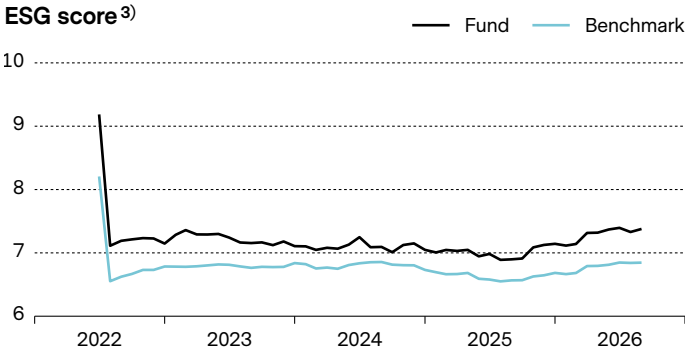


## Exclusion of Economic Activities [4]

Norm based exclusions

Coal

Nuclear energy

Tobacco

Conventional weapons

Unconvent. / controv. weapons

[4] Thresholds may apply. Please see vontobel.com/sfdr and each fund's website for further details.

## Risks

Investing in the Sub-Fund implies the following risks which are described in detail in the section “Risks” of the Sales Prospectus. The table below explains which risks are specifically related to the Sub-Fund and could affect an investment in the Sub-Fund.

| Investment Fund Risks | Investment Management Risks | Other Risks |
|---|---|---|
| – Performance Risk | – Equity Risk | – Sustainability Risk |
| – Market Risk | – Real Estate Investment Trust Risk | |
| – Operational Risk | – Financial Derivative Instruments Risks | |
| – Liquidity Risk | – China Risk | |
| | – Currency Risk | |
| | – ESG Strategy Risk | |

Any of these risks could cause a Sub-Fund to lose money, to perform less well than similar investments, to experience high volatility of the Share price, or to fail to meet its investment objective over any period of time. It cannot be guaranteed that the investor will recover the capital invested.

## Glossary

**Alpha**, or Jensen's Alpha, is a measurement of the performance of a fund relative to its reference index. Alpha is positive (or negative) when the relative performance is larger (or smaller) than that of the reference index. **Benchmark** is an index, a rate, or a combination thereof, to which funds are compared in order to measure the relative performance of a fund. **Beta** is a measure of a fund's sensitivity compared to a market (represented by its reference index). A beta of 1.05 means that a fund’s prices move 5% more than the index when the market rises or falls. **Distribution policy** of a fund defines the dividend distribution for its share classes to investors. Accumulating share classes reinvest the income received from the fund holdings back into the fund and do not distribute to shareholders. Distributing shares typically make cash payments to shareholders on a periodic basis. **ESG rating** is provided by MSCI and aims to measure a company’s management of financially relevant ESG risks and opportunities. They use a rules-based methodology to identify industry leaders and laggards according to their exposure to ESG risks and how well they manage those risks relative to peers. The ESG rating of MSCI ranges from leader (AAA, AA), average (A, BBB, BB) to laggard (B, CCC). **ESG score** is provided by MSCI and is a measurement of a company’s level of sustainability. The calculation is based on many factors and is measured on a scale range, e.g. from 0 (very poor) to 10 (very good). **Information ratio** is a measurement of portfolio returns in excess of the reference index per unit of return volatility. It is used to measure a portfolio manager's ability to generate excess returns relative to a reference index. **ISIN** (International Securities Identification Number) is a unique code that identifies a specific financial security. It is assigned by a country's respective national numbering agency (NNA). **Management fee** is a fee which covers the costs charged to a fund relating to portfolio management services and, if applicable, to distribution services. **Net Asset Value (NAV) / share** also known as the share price of a fund, represents the value per share of the fund. It is calculated by dividing the fund’s assets less its liabilities by the number of shares outstanding. For most funds it is calculated and reported daily. **Ongoing charges** expresses the sum of the costs of running a fund on an ongoing basis, like the management fee and various legal and operating costs. It is calculated retroactively over a period of 12 months as a percentage of the fund assets. If the available data is insufficient, for example, for newly launched funds, ongoing charges may be estimated using data from funds with similar characteristics. **Share class** is a compartment of a fund with a distinct client type, distribution policy, fee structure, currency, minimum investment, or other characteristics. The characteristics of each share class are described in the fund prospectus. **Sharpe ratio** measures excess return per unit of risk. The ratio is the average return earned in excess of the risk-free rate per unit of volatility. A portfolio with a higher Sharpe ratio is considered superior relative to its peers. **SRI** (Summary Risk Indicator) is a guide to the level of risk of this fund compared to other products. For details on the SRI, please refer to the KID. The risks relevant for the fund are detailed in its sales prospectus. **Swing Pricing eligible** is an industry standard mechanism to protect long term investors in a fund against trading costs occurring when investors enter or exit the fund. This is achieved by adjusting the NAV upwards or downwards respectively so that the additional trading costs caused by subscriptions or redemptions are borne by investors trading in the fund. Full details of the Swing Pricing mechanism are given in the fund prospectus. **Tracking error** is the standard deviation of the difference between the returns of a fund and its reference index, expressed as a percentage. The more actively a fund is managed, the higher the tracking error. **VALOR** is an identification number issued by SIX Financial Information and assigned to financial instruments in Switzerland. **Volatility** measures the fluctuation of a fund's performance over a certain period. It is most commonly expressed using the annualized standard deviation. The higher the volatility, the riskier a fund tends to be. **Weighted Average Carbon Intensity (WACI)** reports the carbon emissions of companies held in a portfolio relative to the revenues they generate, excluding emissions from supply chains and products / services. **WKN** (or Wertpapierkennummer) is an identification code of securities registered in Germany, issued by its Institute for Issuance and Administration of Securities.

## Important information

This marketing document was produced by one or more companies of the Vontobel Group (collectively "Vontobel") for retail clients for distribution in CH.

This document is for information purposes only and does not constitute an offer, solicitation or recommendation to buy or sell shares of the fund/fund units or any investment instruments, to effect any transactions or to conclude any legal act of any kind whatsoever. Subscriptions of shares of the fund should in any event be made solely on the basis of the fund's current sales prospectus (the “Sales Prospectus”), the Key Information Document (“KID”), its articles of incorporation and the most recent annual and semi-annual report of the fund and after seeking the advice of an independent finance, legal, accounting and tax specialist. Furthermore and before entering into an agreement in respect of an investment referred to in this document, you should consult your own professional and/or investment advisers as to its suitability for you. Furthermore and before entering into an agreement in respect of an investment referred to in this document, you should consult your own professional and/or investment advisers as to its suitability for you.

Neither the fund, nor the Management Company nor the Investment Manager make any representation or warranty, express or implied, with respect to the fairness, correctness, accuracy, reasonableness or completeness of an assessment of ESG research and the correct execution of the ESG strategy. As investors may have different views regarding what constitutes sustainable investing or a sustainable investment, the fund may invest in issuers that do not reflect the beliefs and values of any specific investor.

This fund does not have a designated reference ESG benchmark, but applies a conventional benchmark whose construction does not take into account ESG criteria.

Past performance is not a reliable indicator of current or future performance. Performance data does not take into account any commissions and costs charged when shares of the fund are issued and redeemed, if applicable. The return of the fund may go down as well as up due to changes in rates of exchange between currencies. The value of the money invested in the fund can increase or decrease and there is no guarantee that all or part of your invested capital can be redeemed.

Interested parties may obtain the above-mentioned documents free of charge from the authorised distribution agencies and from the offices of the fund at 17, Boulevard de Kockelscheuer, L-1821 **Luxembourg**, in **Switzerland**, from the representative Vontobel Fonds Services AG and the paying agent Bank Vontobel AG, both at Gotthardstrasse 43, 8022 Zurich. Refer for more information on the fund to the latest Sales Prospectus, annual and semi-annual reports, available in English and German. The Key Information Document (“KID”) is made available in the local language of each European country where the fund is distributed. These documents may also be downloaded from our website at vontobel.com/am. A summary of investor rights is available in English under the following link: www.vontobel.com/vamsa-investor-information. Vontobel may decide to terminate the arrangements made for the purpose of marketing its funds in any country at any given time. Appropriate information will be communicated to investors.

All data contained herein, including fund information, is obtained from or calculated by Vontobel. All data is as at the date of the document unless stated otherwise. Although Vontobel believes that the information provided in this document is based on reliable sources, it cannot assume responsibility for the quality, correctness, timeliness or completeness of the information contained in this document. Except as permitted under applicable copyright laws, none of this information may be reproduced, adapted, uploaded to a third party, linked to, framed, performed in public, distributed or transmitted in any form by any process without the specific written consent of Vontobel. To the maximum extent permitted by law, Vontobel will not be liable in any way for any loss or damage suffered by you through use or access to this information, or Vontobel’s failure to provide this information. Our liability for negligence, breach of contract or contravention of any law as a result of our failure to provide this information or any part of it, or for any problems with this information, which cannot be lawfully excluded, is limited, at our option and to the maximum extent permitted by law, to resupplying this information or any part of it to you, or to paying for the resupply of this information or any part of it to you.

Neither this document nor any copy of it may be distributed in any jurisdiction where its distribution may be restricted by law. Persons who receive this document should make themselves aware of and adhere to any such restrictions. In particular, this document must not be distributed or handed over to US persons and must not be distributed in the USA.

Any index referred to herein is the intellectual property (including registered trademarks) of the applicable licensor and is used with permission. Any product referencing, using or based on an index is in no way sponsored, endorsed, sold or promoted by the applicable licensor and it shall not have any liability with respect thereto. Refer to vontobel.com/terms-of-licenses for more details relating to the applicable licensor.

Although Vontobel information providers, including without limitation, MSCI Solutions LLC and its affiliates (the “ESG Parties”), obtain information (the “Information”) from sources they consider reliable, none of the ESG Parties warrants or guarantees the originality, accuracy and/or completeness, of any data herein and expressly disclaim all express or implied warranties, including those of merchantability and fitness for a particular purpose. The Information may only be used for your internal use, may not be reproduced or re-disseminated in any form and may not be used as a basis for or a component of any financial instruments or products or indices. Further, none of the Information can in and of itself be used to determine which securities to buy or sell or when to buy or sell them. None of the ESG Parties shall have any liability for any errors or omissions in connection with any data herein, or any liability for any direct, indirect, special, punitive, consequential or any other damages (including lost profits) even if notified of the possibility of such damages.

Vontobel Asset Management S.A.
18, rue Erasme, L-1468 Luxemburg
Luxemburg

luxembourg@vontobel.com
www.vontobel.com/am