

Periodic disclosure for the financial products referred to in Article 8, paragraphs 1, 2 and 2a, of Regulation (EU) 2019/2088 and Article 6, first paragraph, of Regulation (EU) 2020/852

Sustainable investment means an investment in an economic activity that contributes to an environmental or social objective, provided that the investment does not significantly harm any environmental or social objective and that the investee companies follow good governance practices.

The **EU Taxonomy** is a classification system laid down in Regulation (EU) 2020/852, establishing a list of **environmentally sustainable economic activities**. That Regulation does not include a list of socially sustainable economic activities. Sustainable investments with an environmental objective might be aligned with the Taxonomy or not.

Product Name: Vontobel Fund – Multi Asset Solution

Legal Entity Identifier: 2221002PGFRDROWH6H93

Environmental and/or social characteristics

Did this financial product have a sustainable investment objective?

<input type="checkbox"/> <input checked="" type="checkbox"/> YES	<input checked="" type="checkbox"/> <input type="checkbox"/> NO
<input type="checkbox"/> It made sustainable investments with an environmental objective : ___% <ul style="list-style-type: none"> <input type="checkbox"/> in economic activities that qualify as environmentally sustainable under the EU Taxonomy <input type="checkbox"/> in economic activities that do not qualify as environmentally sustainable under the EU Taxonomy 	<input type="checkbox"/> It promoted Environmental/Social (E/S) characteristics and while it did not have as its objective a sustainable investment, it had a proportion of ___% of sustainable investments <ul style="list-style-type: none"> <input type="checkbox"/> with an environmental objective in economic activities that qualify as environmentally sustainable under the EU Taxonomy <input type="checkbox"/> with an environmental objective in economic activities that do not qualify as environmentally sustainable under the EU Taxonomy <input type="checkbox"/> with a social objective
<input type="checkbox"/> It made sustainable investments with a social objective : ___%	<input checked="" type="checkbox"/> It promoted E/S characteristics, but did not make any sustainable investments



To what extent were the environmental and/or social characteristics promoted by this financial product met?

The environmental and social characteristics promoted by the Sub-Fund were met.

The Sub-Fund promoted environmental and social characteristics and invested in issuers that the Investment Manager considered well-prepared to handle financially material environmental and social challenges. Issuers were selected based on the Investment Manager’s ESG framework. The ESG approach was applied to the Sub-Fund’s securities portfolio and target funds. For the avoidance of doubt, where the exposure to an asset class was built up via derivatives, a part or all of the securities portfolio may have served as collateral for such derivative transactions.

The Sub-Fund has not designated a reference benchmark for the purpose of attaining the environmental and social characteristics that it promotes.

Sustainability indicators measure how the environmental or social characteristics promoted by the financial product are attained.

● **How did the sustainability indicators perform?**

During the reference period, the attainment of the environmental and social characteristics promoted by the Sub-Fund has been measured with the sustainability indicators, as presented in the table below:

Sustainability Indicators	Value	Comments
Percentage of investments in securities of corporate issuers that derive a non-negligible part of their revenues from products and/or activities excluded by the Sub-Fund.	0%	For excluded products and/or activities please refer to the Investment Manager's Exclusion Framework.
The Sub-Fund invests in selected target funds that pass the Investment Manager's ESG assessment	N	
Percentage of investments in securities of issuers that pass the minimum ESG Rating that has been set for this Sub-Fund (based on a proprietary methodology, minimum is set at E from A-G, G being the lowest). If the issuer cannot be rated by proprietary methodology a minimum MSCI ESG rating of BB is used.	85,22%	
Percentage of investments in securities of issuers that pass the minimum climate score that has been set for this Sub-Fund (based on a proprietary methodology, minimum is set at 10 from 0-100, 0 being the lowest)	80,95%	
Percentage of investments in securities of issuers that are in violation of certain global norms and standards promoted by the Sub-Fund or that are exposed to critical controversies (unless a positive outlook has been identified). Such controversies may be related to environmental, social or governance issues.	0%	

● **... And compared to previous periods?**

Financial year of the Fund ending on 31 August	2025	2024
Sustainability Indicators	Value	Value
Percentage of investments in securities of corporate issuers that derive a non-negligible part of their revenues from products and/or activities excluded by the Sub-Fund.	0%	1,64%
The Sub-Fund invests in selected target funds that pass the Investment Manager's ESG assessment	N	N/A
Percentage of investments in securities of issuers that pass the minimum ESG Rating that has been set for this Sub-Fund (based on a proprietary methodology, minimum is set at E from A-G, G being the lowest). If the issuer cannot be rated by proprietary methodology a minimum MSCI ESG rating of BB is used.	85,22%	82,30%
Percentage of investments in securities of issuers that pass the minimum climate score that has been set for this Sub-Fund (based on a proprietary methodology, minimum is set at 10 from 0-100, 0 being the lowest)	80,95%	77,50%
Percentage of investments in securities of issuers that are in violation of certain global norms and standards promoted	0%	0%

by the Sub-Fund or that are exposed to critical controversies (unless a positive outlook has been identified). Such controversies may be related to environmental, social or governance issues.		
Percentage of investments in securities of sovereign issuers, that are considered “non-democratic”, based on a third-party research provider *	N/A	0%
Percentage of investments in securities of sovereign issuers that are not a party to conventions on chemical and biological weapon*	N/A	0%

* Indicator deleted as covered by the Investment Manager's Exclusion Framework.

● **What were the objectives of the sustainable investments that the financial product partially made and how did the sustainable investment contribute to such objectives?**

Not applicable

● **How did the sustainable investments that the financial product partially made not cause significant harm to any environmental or social sustainable investment objective?**

Not applicable

How were the indicators for adverse impacts on sustainability factors taken into account?

Not applicable

Were sustainable investments aligned with the OECD Guidelines for Multinational Enterprises and the UN Guiding Principles on Business and Human Rights? Details:

Not applicable

The EU Taxonomy sets out a “do no significant harm” principle by which Taxonomy-aligned investments should not significantly harm EU Taxonomy objectives and is accompanied by specific Union criteria.

The “do no significant harm” principle applies only to those investments underlying the financial product that take into account the EU criteria for environmentally sustainable economic activities. The investments underlying the remaining portion of this financial product do not take into account the EU criteria for environmentally sustainable economic activities.

Any other sustainable investments must also not significantly harm any environmental or social objectives.

How did this financial product consider principal adverse impacts on sustainability factors?

The Investment Manager considered the following adverse sustainability indicators for the Sub-Fund's investment strategy:

Table	Number	Principal Adverse Impact Indicator
1	4	Exposure to companies active in the fossil fuel sector
1	5	Share of non-renewable energy consumption
1	5	Share of non-renewable energy production
1	10	Share of investments in investee companies that have been involved in violations of the UNGC principles or OECD Guidelines for Multinational Enterprises
1	14	Share of investments in investee companies involved in the manufacture or selling of controversial weapons
1	15	GHG intensity of investee countries
1	16	Number of investee countries subject to social violations
3	14	Number of identified cases of severe human rights issues and incidents

The Investment Manager applied a process to identify issuers that are exposed to principal adverse impacts on sustainability factors based on in-house research and/or external data sources, including ESG data providers, news alerts, and the issuers themselves.

What were the top investments of this financial product?

The top investments of the Sub-Fund are detailed below:

Largest investments	Sector	% Assets	Country
US TREASURY N/B	General public administration activities	5.54	UNITED STATES OF AMERICA (THE)
FRANCE (GOVT OF)	General public administration activities	3.77	FRANCE
BONOS Y OBLIG DEL ESTADO	General public administration activities	2.84	SPAIN
INVESCO PHYSICAL GOLD ETC	Financial service activities	2.78	IRELAND
VONTOBEL FUND GLOBAL HIGH YI	Fund management activities	2.09	LUXEMBOURG
VONTOBEL FUND SUSTAINABLE EM	Fund management activities	2.09	LUXEMBOURG
TSY INFL IX N/B	General public administration activities	1.60	UNITED STATES OF AMERICA (THE)
TSY INFL IX N/B	General public administration activities	1.56	UNITED STATES OF AMERICA (THE)
BUONI POLIENNALI DEL TES	General public administration activities	1.29	ITALY
US TREASURY N/B	General public administration activities	1.28	UNITED STATES OF AMERICA (THE)
US TREASURY N/B	General public administration activities	1.26	UNITED STATES OF AMERICA (THE)

Principal adverse impacts are the most significant negative impacts of investment decisions on sustainability factors relating to environmental, social and employee matters, respect for human rights, anti-corruption and anti-bribery matters.



The list includes the investments constituting the **greatest proportion of investments** of the financial product during the reference period which is: 01/09/2024-31/08/2025

VONTOBEL FUND CREDIT OPPORTU	Financial service activities	1.22	LUXEMBOURG
VONTOBEL FUND COMMODITY	Trusts, funds and similar financial entities	1.01	LUXEMBOURG
US TREASURY N/B	General public administration activities	0.98	UNITED STATES OF AMERICA (THE)
BUONI POLIENNALI DEL TES	General public administration activities	0.95	ITALY

* Indirect investment not aligned with E/S characteristics.

The portfolio proportions of investments presented above are based on the Sub-Fund's holdings at the quarter-ends of the financial year.

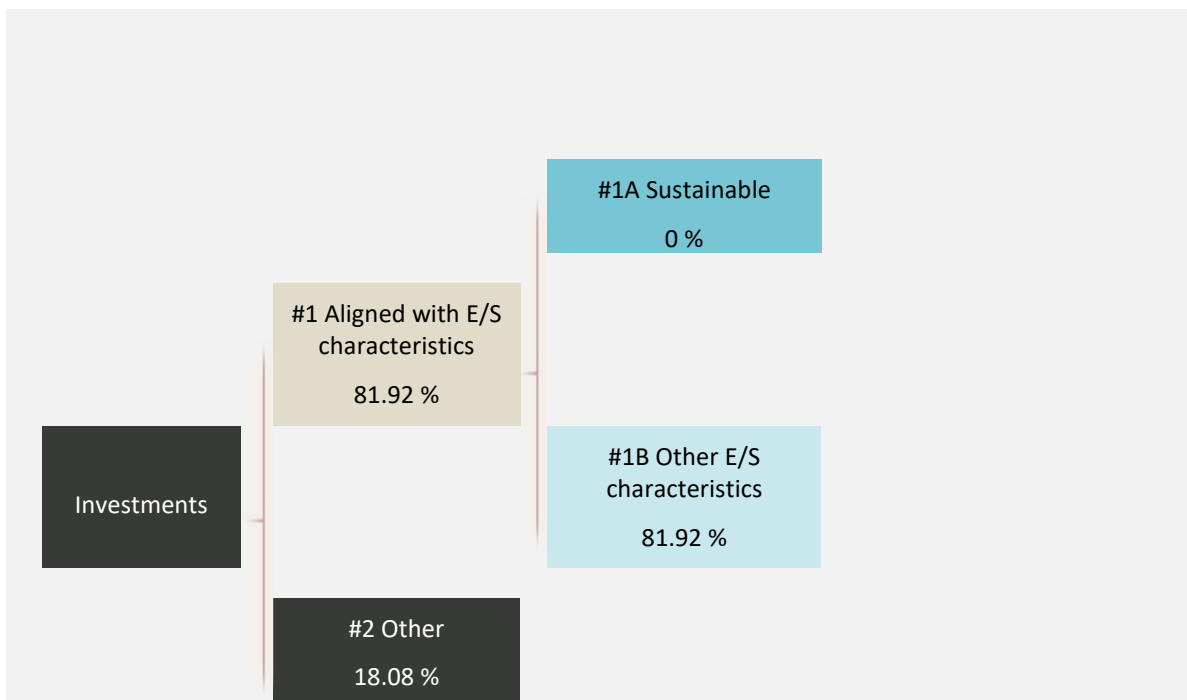


What was the proportion of sustainability-related investments?

The proportion of sustainability-related investments was 81.92% (assets aligned with environmental and social characteristics).

What was the asset allocation?

Asset allocation describes the share of investments in specific assets.



#1 Aligned with E/S characteristics includes the investments of the financial product used to attain the environmental or social characteristics promoted by the financial product.

#2 Other includes the remaining investments of the financial product which are neither aligned with the environmental or social characteristics, nor are qualified as sustainable investments.

The category **#1 Aligned with E/S characteristics** covers:

- The sub-category **#1A Sustainable** covers environmentally and socially sustainable investments.
- The sub-category **#1B Other E/S characteristics** covers investments aligned with the environmental or social characteristics that do not qualify as sustainable investments.

Depending on the potential usage of derivatives as part of this Sub-Fund's investment strategy, the exposure detailed above could be subject to variability as the portfolio's total value of investments (NAV) may be impacted by the Mark to Market of derivatives. For more details on the potential usage of derivatives by this Sub-Fund, please refer to its pre-contractual disclosures and the investment policy described in the Sales Prospectus.

● ***In which economic sectors were the investments made?***

The Sub-Fund's investments were made in the economic sectors detailed below:

Top sector	Sub- sector	Proportion (%)
Public administration and defence; compulsory social security	General public administration activities	31.96
Financial and insurance activities	Banking	6.97
Financial and insurance activities	Financial service activities	6.01
Financial and insurance activities	Fund management activities	4.20
Manufacturing	Manufacture of computer, electronic and optical products	3.92
Financial and insurance activities	Monetary intermediation	2.66
Financial and insurance activities	Insurance	2.64
Public administration and defence; compulsory social security	Public administration	2.58
Information and communication	Telecommunications	1.60
Wholesale and retail trade	Retail trade	1.54
Financial and insurance activities	Trusts, funds and similar financial entities	1.06
total of remaining sectors with a proportion < 1.0%		29.65

The sector allocation of the portfolio presented above is an average based on the Sub-Fund's holdings at the quarter-ends of the financial year.

3.76% of the total value of investments (NAV) were in companies involved in sectors that could be connected to non-renewable energy sources, such as "Electricity, gas, steam and air conditioning supply (NACE code D)", "Mining and quarrying (NACE code B)" or "Manufacture of coke and refined petroleum products (NACE code C19)". It's important to note that even companies categorized under different NACE codes might still have some involvement with non-renewable energy-related activities, even if it's not their main focus.



To what extent were the sustainable investments with an environmental objective aligned with the EU Taxonomy?

The Sub-Fund did not make any sustainable investments.

● ***Did the financial product invest in fossil gas and/or nuclear energy related activities complying with the EU Taxonomy?¹***

Yes

In fossil gas

In nuclear energy

No

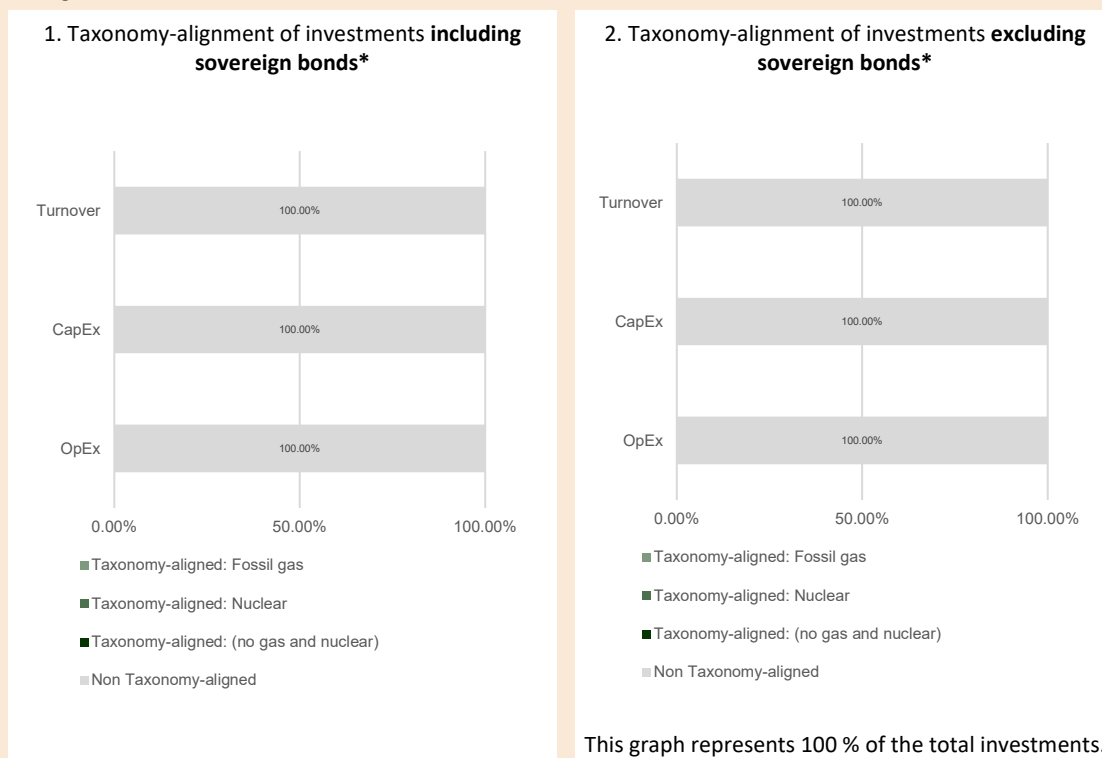
To comply with the EU Taxonomy, the criteria for **fossil gas** include limitations on emissions and switching to fully renewable power or low-carbon fuels by the end of 2035. For **nuclear energy**, the criteria include comprehensive safety and waste management rules. **Enabling activities** directly enable other activities to make a substantial contribution to an environmental objective. **Transitional activities** are activities for which low-carbon alternatives are not yet available and among others have greenhouse gas emission levels corresponding to the best performance.

¹ Fossil gas and/or nuclear related activities will only comply with the EU Taxonomy where they contribute to limiting climate change (“climate change mitigation”) and do not significantly harm any EU Taxonomy objective -see explanatory note in the left-hand margin. The full criteria for fossil gas and nuclear energy economic activities that comply with the EU Taxonomy are laid down in Commission Delegated Regulation (EU) 2022/1214.

Taxonomy-aligned activities are expressed as a share of:

- **turnover** reflecting the share of revenue from green activities of investee companies.
- **capital expenditure (CapEx)** showing the green investments made by investee companies, e.g. for a transition to a green economy.
- **operational expenditure (OpEx)** reflecting green operational activities of investee companies.

The graphs below show in green the percentage of investments that were aligned with the EU Taxonomy. As there is no appropriate methodology to determine the taxonomy-alignment of sovereign bonds, the first graph shows the Taxonomy alignment in relation to all the investments of the financial product including sovereign bonds, while the second graph shows the Taxonomy alignment only in relation to the investments of the financial product other than sovereign bonds.*




* For the purpose of these graphs, 'sovereign bonds' consist of all sovereign exposures

● **What was the share of investments made in transitional and enabling activities?**

The share of investments made in transitional and enabling activities was 0 %.

● **How did the percentage of investments that were aligned with the EU Taxonomy compare with previous reference periods?**

The Sub-Fund did not make any sustainable investments.

 are sustainable investments with an environmental objective that **do not take into account the criteria** for environmentally sustainable economic activities under Regulation (EU) 2020/852.

What was the share of sustainable investments with an environmental objective not aligned with the EU Taxonomy?

The Sub-Fund did not make any sustainable investments.

What was the share of socially sustainable investments?

The Sub-Fund did not make any sustainable investments.

What investments were included under “other”, what was their purpose and were there any minimum environmental or social safeguards?

The “Other” investments represented 18.08% of the Sub-Fund’s Net Asset Value and consisted of:

- Cash (5.09%) and cash equivalent investments, for liquidity management purposes.
- Direct investments not aligned with E/S characteristics (0.19%). For Diversification purposes; Vontobel’s good governance process has been applied.
- Direct investments with ESG data gaps (3.77%). For Diversification purposes; Vontobel’s good governance process has been applied.
- Indirect investments not aligned with E/S characteristics (9.03%). For Diversification purposes, for indirect investments in other Vontobel Fund sub-funds, Vontobel’s good governance process has been applied. For other indirect investments, the Sub-Fund invests only in securities of reputable managers.

Environmental or social safeguards were applied and assessed on all “other” assets except on (i) non single name derivatives, (ii) on UCITS and/or UCIs managed by other management company and (iii) on cash and cash equivalent investments described above.



What actions have been taken to meet the environmental and/or social characteristics during the reference period?

The binding elements of the investment strategy used for the selection of the investments to attain the environmental and/or social characteristics promoted by this Sub-Fund have been monitored throughout the reporting period. In addition, the Sub-Fund was part of the pooled engagement activities by an external partner.



How did this financial product perform compared to the reference benchmark?

The Sub-Fund has not designated a reference benchmark to determine whether this Sub-Fund is aligned with the environmental and/or social characteristics that it promotes.

Reference benchmarks are indexes to measure whether the financial product attains the environmental or social characteristics that they promote.