Vontobel

Fund Factsheet / 30.09.2026

Vontobel Fund - TwentyFour Multi-Asset Credit Fund AQN, GBP

(Formerly named Vontobel Fund - TwentyFour Sustainable Strategic Income Fund AQN, GBP until 28.07.2026)

Morningstar Rating as of 31.08.2026 ★★★★★

Marketing document for retail investors in: CH

Investment objective
This actively managed bond fund aims to achieve an attractive level of income along with the opportunity for capital growth.

Key features
While respecting risk diversification, the fund invests worldwide across credit ratings predominantly in bonds and similar interest-bearing securities, including corporate, convertible, or CoCo bonds and ABS, comprising MBS and CLOs, with ABS issuers mainly from Europe, the UK, Australia, and the US. The fund may be invested in full in such securities from the high-yield rating segment. The fund may also hold AT1, RT1, or Tier 2 bonds. Specific limits apply for convertible and CoCo bonds as well as for exposure to ABS. In adverse markets, the fund may be invested in full in money-market instruments. It may use derivatives to achieve its investment objective. It considers specific sustainability criteria in assessing potential investments, combining the promotion of environmental and/or social characteristics with a commitment to sustainable investments. It uses no benchmark. The investment team has full discretion.

Approach
The investment team identifies relative-value opportunities based on rigorous economic, technical, and credit analyses. It flexibly adjusts the portfolio, striving to benefit from both rising and falling interest rates.

Summary Risk Indicator (SRI)

The SRI is a guide to the level of risk of this product compared to other products. It shows how likely it is that the product will lose money because of movements in the markets or because we are not able to pay you.

1	2	3	4	5	6	7

◄ Lower risk Higher risk ►

The risk indicator assumes you keep the product for 5 years.

Investment manager	TwentyFour Asset Management LLP
Fund domicile, legal structure, SFDR	Luxembourg, UCITS, Art. 8
Currency of the fund / shareclass	GBP / GBP
Launch date fund / shareclass	26.01.2023 / 26.01.2023
Fund size	GBP 24.62 mio
Net asset value (NAV) / share	GBP 102.09
ISIN / VALOR	LU2549760242 / 122677863
Management fee	0.60%
Ongoing charges (incl. Mgmt. fee) as of 28.02.2026	0.78%
Maximum entry / switching / exit fee[1)]	5.00% / 1.00% / 0.30%
Swing Pricing eligible	Yes
Distribution policy	distribution, quarterly
Last distribution on 22.09.2026	GBP 1.09
Distribution yield	5.32%

[1)] Refer to fund distributor for actual applicable fees, if any.
No reference index is mentioned as the fund's objective is not linked to an index.

Portfolio Characteristics

Volatility, annualized[2)]	4.35%
Modified duration (years)	3.68
Credit-spread duration (years)	4.78
Average Rating	BB+
Current Yield	7.87%

[2)] calculated over 3 years

Historical Performance (net return %)

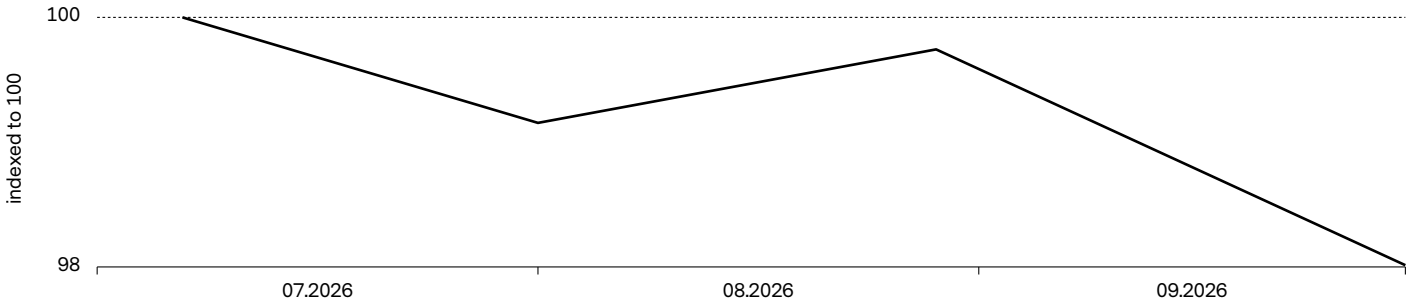

Past performance is not a guide to current or future performance. Performance data does not take account of the entry / exit commissions and costs incurred, and reflects gross distributions reinvested. Performance of a fund can rise or fall, i.a. as a result of currency fluctuations. The Fund's investment policy changed on 28.07.2026. Performance prior to this date reflects the investment policy of Vontobel Fund – TwentyFour Sustainable Strategic Income Fund, while performance from 28.07.2026 onwards reflects the investment policy of Vontobel Fund – TwentyFour Multi-Asset Strategic Credit Fund. The Fund's full historical performance, including performance prior to the change, is shown in the performance table below.

	1 m	year to date	2016	2017	2018	2019	2020	2021	2022	2023	2024	2025	3 yrs p.a.	5 yrs p.a.	since inception
Fund	-1.7	0.4	n.a.	n.a.	n.a.	n.a.	n.a.	n.a.	n.a.	n.a.	8.7	7.3	8.0	n.a.	24.3

Major positions (%)

HARVT 33X E	1.8
NWEST IX-X E	1.8
HAYEM 2X ER	1.8
MARGA 2X ER	1.8
HAYEM 5A ERR	1.8
CFOUR 1X ER	1.8
SHAWLN 8 3/8 PERP	1.7
NWIDE 10 1/4 PERP	1.6
NWEST VII-X E	1.6
COLFR 1X ER	1.6
Total	**17.3**

Geographical breakdown (%)

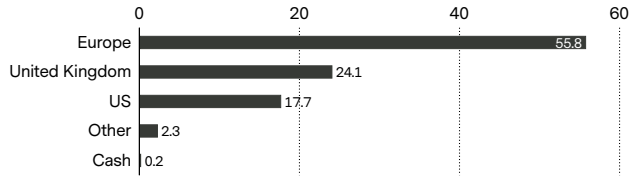

Calculated on a direct exposure basis.

Credit ratings breakdown (%)

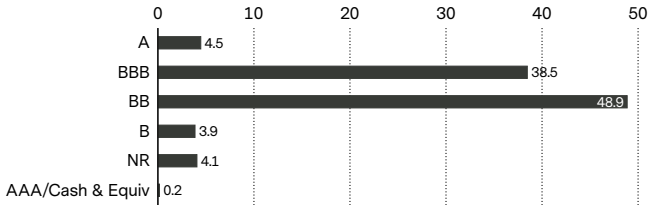

For non-rated sovereign bonds, the issuing sovereign's rating will be applied.

Maturity breakdown (%)

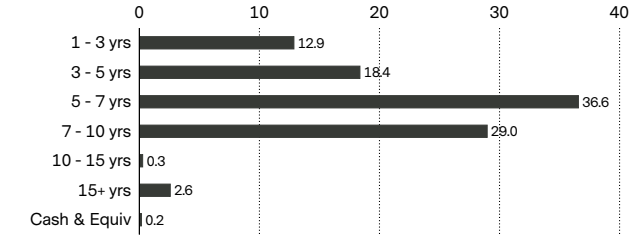

Calculated as the expected maturity date or call date or as the weighted average life for amortising Asset Backed Securities.

Sector breakdown (%)

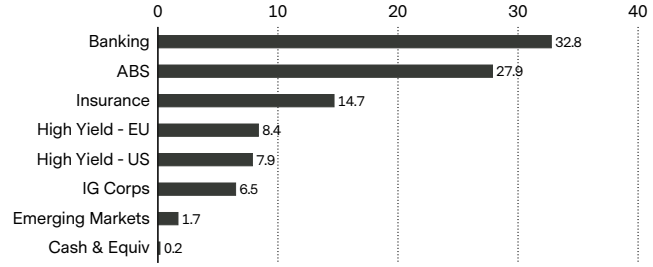

Risks

Investing in the Sub-Fund implies the following risks which are described in detail in the section "Risks" of the Sales Prospectus. The table below explains which risks are specifically related to the Sub-Fund and could affect an investment in the Sub-Fund.

Investment Fund Risks	Investment Management Risks	Other Risks
– Performance Risk	– Fixed Income Risk	– Sustainability Risk
– Market Risk	– Credit Risk	
– Operational Risk	– Interest Rate Risk	
– Liquidity Risk	– High Yield Investment Risk	
	– ABS/MBS/CLO Risk	
	– Contingent Convertible Bond Risk	
	– Financial Derivative Instruments Risks	
	– Emerging Markets Risk	
	– Currency Risk	
	– Currency Trading Risk	
	– ESG Strategy Risk	

Any of these risks could cause a Sub-Fund to lose money, to perform less well than similar investments, to experience high volatility of the Share price, or to fail to meet its investment objective over any period of time. It cannot be guaranteed that the investor will recover the capital invested.

Glossary

Average Maturity indicates the length of time until the initial investment amount of a bond is due to be repaid. "Average maturity" is calculated on a bond portfolio by weighting each bond's residual maturity by its relative size. **Average Rating**, or credit rating, assesses a bond issuer's ability to repay on time all its debt (interest and principal). High ratings, like AAA or Aaa, indicate low risk (i.e., low probability of default), while ratings such as BBB- or Baa3 indicate a higher risk. **Collateralised debt obligation** (**CDO**) is a structured finance product backed by a pool of debt assets, such as mortgage-backed securities (MBS), asset-backed securities (ABS), collateralized bond obligations (CBOs) and collateralized loan obligations (CLOs). Typically these structures pool cash flows from the underlying assets and then pay investors based on their seniority, so that investors in more senior tranches of the CDO receive their payments first, while investors in the most junior tranches suffer any losses first. **Collateralised loan obligation** (**CLO**) is a type of CDO which involves pools of corporate loans, refinanced in a securitized structure. **Credit default swap** (**CDS**) is a derivative financial instruments which allows an investor to offset default risks. Similar to an insurance contract, if an investor buys a CDS on a security, the investor is reimbursed by the counterparty if the security defaults within a certain period. **Credit-spread duration**, or credit duration, or spread duration, is a measure of the sensitivity of the price of a bond to a change in credit spreads. **Current yield** is the %-return on a bond investment, calculated as the interest payments expected from the bonds if hold for one year, divided by the current prices of the bonds. **Distribution**, or dividend, is a payment by a fund to its investors who hold distributing share classes (compartments with payouts). The distribution (or dividend) yield is calculated as all payouts over the last 12 months divided by the price per share (typically, the latest NAV), and may be affected by variable payments seasonality. **Distribution policy** of a fund defines the dividend

distribution for its share classes to investors. Accumulating share classes reinvest the income received from the fund holdings back into the fund and do not distribute to shareholders. Distributing shares typically make cash payments to shareholders on a periodic basis. **ISIN** (International Securities Identification Number) is a unique code that identifies a specific financial security. It is assigned by a country's respective national numbering agency (NNA). **Management fee** is a fee which covers the costs charged to a fund relating to portfolio management services and, if applicable, to distribution services. **Modified duration** is an adjusted version of Macaulay Duration and measures the percentage change in a bond price as a result of a change in yield. It is used to measure the sensitivity of a bonds cash flows to a change in interest rates and is more commonly used than Macaulay Duration. **Net Asset Value** (**NAV**) / **share** also known as the share price of a fund, represents the value per share of the fund. It is calculated by dividing the fund's assets less its liabilities by the number of shares outstanding. For most funds it is calculated and reported daily. **Ongoing charges** expresses the sum of the costs of running a fund on an ongoing basis, like the management fee and various legal and operating costs. It is calculated retroactively over a period of 12 months as a percentage of the fund assets. If the available data is insufficient, for example, for newly launched funds, ongoing charges may be estimated using data from funds with similar characteristics. **Share class** is a compartment of a fund with a distinct client type, distribution policy, fee structure, currency, minimum investment, or other characteristics. The characteristics of each share class are described in the fund prospectus. **SRI** (Summary Risk Indicator) is a guide to the level of risk of this fund compared to other products. For details on the SRI, please refer to the KID. The risks relevant for the fund are detailed in its sales prospectus. **Swing Pricing eligible** is an industry standard mechanism to protect long term investors in a fund against trading costs occurring when investors enter or exit the fund. This is achieved by adjusting the NAV upwards or downwards respectively so that the additional trading costs caused by subscriptions or redemptions are borne by investors trading in the fund. Full details of the Swing Pricing mechanism are given in the fund prospectus. **VALOR** is an identification number issued by SIX Financial Information and assigned to financial instruments in Switzerland. **Volatility** measures the fluctuation of a fund's performance over a certain period. It is most commonly expressed using the annualized standard deviation. The higher the volatility, the riskier a fund tends to be.

Important information

This marketing document was produced by one or more companies of the Vontobel Group (collectively "Vontobel") for retail clients for distribution in CH.

This document is for information purposes only and does not constitute an offer, solicitation or recommendation to buy or sell shares of the fund/fund units or any investment instruments, to effect any transactions or to conclude any legal act of any kind whatsoever. Subscriptions of shares of the fund should in any event be made solely on the basis of the fund's current sales prospectus (the "Sales Prospectus"), the Key Information Document ("KID"), its articles of incorporation and the most recent annual and semi-annual report of the fund and after seeking the advice of an independent finance, legal, accounting and tax specialist. Furthermore and before entering into an agreement in respect of an investment referred to in this document, you should consult your own professional and/or investment advisers as to its suitability for you. Furthermore and before entering into an agreement in respect of an investment referred to in this document, you should consult your own professional and/or investment advisers as to its suitability for you.

Neither the fund, nor the Management Company nor the Investment Manager make any representation or warranty, express or implied, with respect to the fairness, correctness, accuracy, reasonableness or completeness of an assessment of ESG research and the correct execution of the ESG strategy. As investors may have different views regarding what constitutes sustainable investing or a sustainable investment, the fund may invest in issuers that do not reflect the beliefs and values of any specific investor.

Past performance is not a reliable indicator of current or future performance. Performance data does not take into account any commissions and costs charged when shares of the fund are issued and redeemed, if applicable. The return of the fund may go down as well as up due to changes in rates of exchange between currencies. The value of the money invested in the fund can increase or decrease and there is no guarantee that all or part of your invested capital can be redeemed.

With effect from 28.07.2026, the Fund changed its name from Vontobel Fund – TwentyFour Sustainable Strategic Income Fund to Vontobel Fund – TwentyFour Multi-Asset Strategic Credit Fund and changed its investment policy. The Fund remains the same legal fund and the name change did not result in the launch of a new fund or a reset of its performance history. The performance graph shows performance from the effective date of the revised investment policy, as performance before that date was generated under a different investment policy and is not representative of the Fund's current strategy. The Fund's full historical performance, including performance under its former name and previous investment policy, is shown in the historical performance table.

Interested parties may obtain the above-mentioned documents free of charge from the authorised distribution agencies and from the offices of the fund at 17, Boulevard de Kockelscheuer, L-1821 **Luxembourg**, in **Switzerland**, from the representative Vontobel Fonds Services AG and the paying agent Bank Vontobel AG, both at Gotthardstrasse 43, 8022 Zurich. Refer for more information on the fund to the latest Sales Prospectus, annual and semi-annual reports, available in English and German. The Key Information Document ("KID") is made available in the local language of each European country where the fund is distributed. These documents may also be downloaded from our website at vontobel.com/am. A summary of investor rights is available in English under the following link: Information on Investor Protection. Vontobel may decide to terminate the arrangements made for the purpose of marketing its funds in any country at any given time. Appropriate information will be communicated to investors.

All data contained herein, including fund information, is obtained from or calculated by Vontobel. All data is as at the date of the document unless stated otherwise. Although Vontobel believes that the information provided in this document is based on reliable sources, it cannot assume responsibility for the quality, correctness, timeliness or completeness of the information contained in this document. Except as permitted under applicable copyright laws, none of this information may be reproduced, adapted, uploaded to a third party, linked to, framed, performed in public, distributed or transmitted in any form by any process without the specific written consent of Vontobel. To the maximum extent permitted by law, Vontobel will not be liable in any way for any loss or damage suffered by you through use or access to this information, or Vontobel's failure to provide this information. Our liability for negligence, breach of contract or contravention of any law as a result of our failure to provide this information or any part of it, or for any problems with this information, which cannot be lawfully excluded, is limited, at our option and to the maximum extent permitted by law, to resupplying this information or any part of it to you, or to paying for the resupply of this information or any part of it to you. Neither this document nor any copy of it may be distributed in any jurisdiction where its distribution may be restricted by law. Persons who receive this document should make themselves aware of and adhere to any such restrictions. In particular, this document must not be distributed or handed over to US persons and must not be distributed in the USA.

© 2026 Morningstar. All rights reserved. The information contained herein: (1) is proprietary to Morningstar and/or its content providers; (2) may not be copied or distributed; and (3) is not warranted to be accurate, complete, or timely. Neither Morningstar nor its content providers are responsible for any damages or losses arising from any use of this information. Past performance is no guarantee for future results.

TwentyFour Asset Management LLP is registered in England with No. OC335015, and is authorized and regulated in the UK by the Financial Conduct Authority, FRN No. 481888. Registered Office:4th Floor, 20 Fenchurch Street, London, EC3M 3BY.

Vontobel Asset Management S.A.
18, rue Erasme, L-1468 Luxemburg
Luxemburg

luxembourg@vontobel.com
www.vontobel.com/am