

Asset Management / Fund Factsheet / 29.09.2023

Variopartner SICAV - 3-Alpha Diversifier Equities USA G, USD

Morningstar Rating as of 31.08.2023 ★★★

Marketing document for institutional investors in: AT, CH, DE, GB, IT, LI, LU

Investment objective

This equity fund aims to achieve long-term capital growth and to promote environmental and social characteristics, while respecting risk diversification.

Key features

The fund invests across sectors mainly in stocks of companies that are based in the US and/or conduct the majority of their business in the US, to gain broadly diversified exposure to the US equity market. The selection and weighting of the stocks are essentially based on quantitative models and consider sustainability factors. The fund seeks to promote environmental and social characteristics.

Approach

The investment team refines the broadly diversified equity portfolio by systematically overweighting companies with better ESG (Environmental, Social, Governance) scores - this in pursuit of the fund's goal to promote environmental and social characteristics. To assess the sustainability of the companies the team uses a proprietary ESG scoring model.

Risk and reward profile



| | |
|--|------------------------------------|
| Portfolio management | Kevin Loepfe / Franziska von Haase |
| Fund domicile, legal structure, SFDR | Luxembourg, UCITS, Art. 8 |
| Currency of the fund / shareclass | USD / USD |
| Launch date fund / shareclass | 03.01.2018 / 03.01.2018 |
| Fund size | USD 252.61 mio |
| Net asset value (NAV) / share | USD 157.30 |
| Ref. index | MSCI USA Net Return Index |
| ISIN / WKN / VALOR | LU1743052851 / A2JA16 / 39655716 |
| Ongoing charges (incl. Mgmt. fee) as of 31.12.2022 | 0.44% |
| Maximum entry / switching / exit fee ¹⁾ | 3.00% / 1.50% / 0.00% |
| Distribution policy | reinvesting |

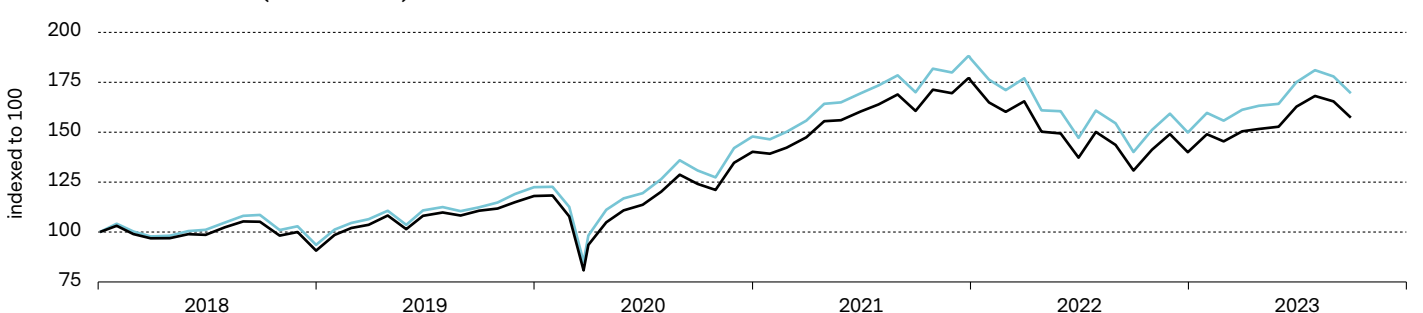
¹⁾ Refer to fund distributor for actual applicable fees, if any.

Portfolio Characteristics

| Portfolio Characteristics | Fund | Ref. index |
|---------------------------------------|--------|------------|
| Volatility, annualized ²⁾ | 17.76% | 17.81% |
| Sharpe ratio ²⁾ | 0.35 | |
| Tracking error, ex-post ²⁾ | 0.75% | |

²⁾ calculated over 3 years

Historical Performance (net return %)

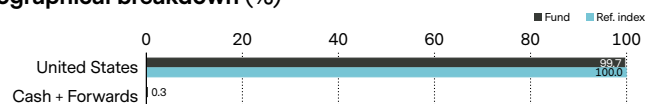


| | 1 m | year to date | 2022 | 2021 | 2020 | 2019 | 2018 | 2017 | 2016 | 2015 | 2014 | 2013 | 3 yrs p.a. | 5 yrs p.a. | since inception |
|------------|------|--------------|-------|------|------|------|------|------|------|------|------|------|------------|------------|-----------------|
| Fund | -4.9 | 12.4 | -20.4 | 25.5 | 18.8 | 30.2 | -9.3 | n.a. | n.a. | n.a. | n.a. | n.a. | 8.2 | 8.4 | 57.3 |
| Ref. index | -4.7 | 13.1 | -19.8 | 26.5 | 20.7 | 30.9 | -6.4 | n.a. | n.a. | n.a. | n.a. | n.a. | 9.0 | 9.3 | 69.5 |

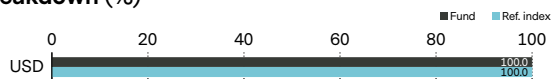
Past Performance is not a guide to current or future performance. Performance data do not take account of the entry / exit commissions and costs incurred, and reflect gross distributions reinvested. Performance of a fund can rise or fall, i.e. as a result of currency fluctuations.

| Major positions | (%) |
|-----------------------------|-------------|
| Apple Inc | 7.1 |
| Microsoft Corp | 6.0 |
| Amazon.Com Inc | 3.1 |
| Nvidia Corp | 2.9 |
| Alphabet Inc-CI A | 2.1 |
| Tesla Inc | 2.0 |
| Alphabet Inc-CI C | 1.9 |
| Unitedhealth Group Inc | 1.3 |
| Berkshire Hathaway Inc-CI B | 1.2 |
| Eli Lilly & Co | 1.2 |
| Total | 28.8 |

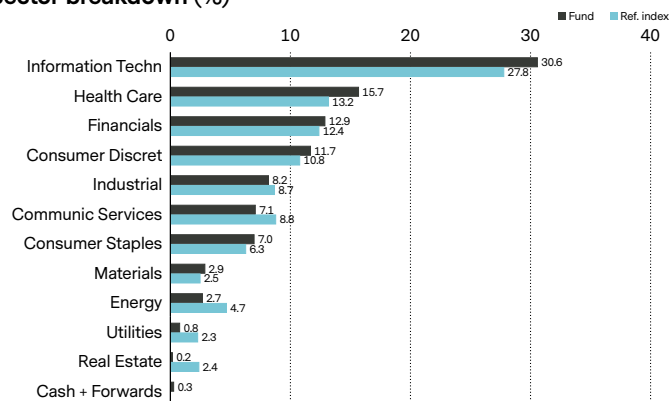
Geographical breakdown (%)



Currency breakdown (%)



Sector breakdown (%)



Risks

- Limited participation in the potential of single securities.
- Investments in foreign currencies are subject to currency fluctuations.
- Success of single security analysis and active management cannot be guaranteed.
- It cannot be guaranteed that the investor will recover the capital invested.
- Derivatives entail risks relating to liquidity, leverage and credit fluctuations, illiquidity and volatility.
- Investment universe may involve investments in countries where the local capital markets may not yet qualify as recognised capital markets.
- Investment universe may involve investments in countries where the local stock exchanges may not yet qualify as recognised stock exchanges.
- Commodity investments might be subject to considerable volatility and exposed to sudden fluctuations over a long period. Various commodity markets may also be subject to direct government intervention that might cause extreme price volatility of commodity investments.
- Money market investments are associated with risks of a money market, such as interest rate fluctuations, inflation risk and economic instability.
- The structure of ABS/MBS and the pools backing them might be intransparent which exposes the subfund to additional credit and prepayment risks (extension or contraction risks) depending on which tranche of ABS/MBS is purchased by the subfund.
- If an over the counter (OTC) swap counterparty defaults, losses might be realised up to the positive swap value accrued to the Sub-Fund since the last swap reset.
- The Sub-Fund's investments may be subject to sustainability risks. The sustainability risks that the Sub-Fund may be subject to are likely to have an immaterial impact on the value of the Sub-Funds' investments in the medium to long term due to the mitigating nature of the Sub-Fund's ESG approach.
- The Sub-Funds' performance may be positively or negatively affected by its sustainability strategy.
- The ability to meet social or environmental objectives might be affected by incomplete or inaccurate data from third-party providers.
- Information on how environmental and social objectives are achieved and how sustainability risks are managed in this Sub-Fund may be obtained from [Vontobel.com/SFDR](https://www.vontobel.com/SFDR).

Glossary

Derivative is a financial security whose price is determined based on an underlying benchmark or asset such as stocks, bonds, commodities, currencies, interest rates, or market indexes. Examples are futures, options and credit default swaps. **Distribution policy** of a fund defines the dividend distribution for its share classes to investors. Accumulating share classes reinvest the income received from the fund holdings back into the fund and do not distribute to shareholders. Distributing shares typically make cash payments to shareholders on a periodic basis. **Environmental, social and governance (ESG)** criteria are a set of metrics or ratings that are used to screen potential investments for issues that might affect the financial performance and/or have a material impact on environment and society. ESG metrics reported in this document are for informative purposes and may not be part of the fund's investment process. **Forward**, or forward contract, is an agreement between two parties to buy or sell an asset at a specified price on a future date, and is often used for hedging purposes or commodities trading, where a forward contract can be customized to an amount, delivery date, and commodity type (e.g. food, metals, oil or natural gas). **Future**, or futures contract, is a legal agreement to buy or sell a particular commodity asset, currency or security at a predetermined price at a future point in time. They are standardized contracts in terms of quality and quantity which facilitates trading on a futures exchange. **Index** is a portfolio that holds a broad range of securities, based on pre-defined rules. Indexes such as the FTSE 100 or DAX 30 are used to represent the performance of particular markets and thus act as a reference point for performance measurement of other portfolios. An index

used as reference for performance comparisons, is called a "reference index". **ISIN** (International Securities Identification Number) is a unique code that identifies a specific financial security. It is assigned by a country's respective national numbering agency (NNA). **Net Asset Value (NAV) / share** also known as the share price of a fund, represents the value per share of the fund. It is calculated by dividing the fund's assets less its liabilities by the number of shares outstanding. For most funds it is calculated and reported daily. **Ongoing charges** expresses the sum of the costs of running a fund on an ongoing basis, like the management fee and various legal and operating costs. It is calculated retroactively over a period of 12 months as a percentage of the fund assets. If the available data is insufficient, for example, for newly launched funds, ongoing charges may be estimated using data from funds with similar characteristics. **Option** is a derivative, financial instrument whose price derives from the value of underlying securities, like stocks. Call/put options give buyers the right (but not the obligation) to buy/sell an underlying asset at an agreed price and date. **Share class** is a compartment of a fund with a distinct client type, distribution policy, fee structure, currency, minimum investment, or other characteristics. The characteristics of each share class are described in the fund prospectus. **Sharpe ratio** measures excess return per unit of risk. The ratio is the average return earned in excess of the risk-free rate per unit of volatility. A portfolio with a higher Sharpe ratio is considered superior relative to its peers. **SRRI** is a value based on a sub fund's volatility, providing a gauge of the overall risk and reward profile of the sub fund. **Tracking error** is the standard deviation of the difference between the returns of a fund and its reference index, expressed as a percentage. The more actively a fund is managed, the higher the tracking error. **VALOR** is an identification number issued by SIX Financial Information and assigned to financial instruments in Switzerland. **Volatility** measures the fluctuation of a fund's performance over a certain period. It is most commonly expressed using the annualized standard deviation. The higher the volatility, the riskier a fund tends to be. **WKN** (or Wertpapierkennnummer) is an identification code of securities registered in Germany, issued by its Institute for Issuance and Administration of Securities.

Important information

This marketing document was produced by one or more companies of the Vontobel Group (collectively "Vontobel") for institutional investors for distribution in AT, CH, DE, GB, IT, LI, LU.

This document is for information purposes only and does not constitute an offer, solicitation or recommendation to buy or sell shares of the fund/fund units or any investment instruments, to effect any transactions or to conclude any legal act of any kind whatsoever. Subscriptions of shares of the fund should in any event be made solely on the basis of the fund's current sales prospectus (the "Sales Prospectus"), the Key (Investor) Information Document ("K(I)ID"), its articles of incorporation and the most recent annual and semi-annual report of the fund and after seeking the advice of an independent finance, legal, accounting and tax specialist. Furthermore and before entering into an agreement in respect of an investment referred to in this document, you should consult your own professional and/or investment advisers as to its suitability for you.

This document is directed only at recipients who are institutional clients, such as eligible counterparties or professional clients as defined by the Markets in Financial Instruments Directive 2014/65/EC ("MiFID") or similar regulations in other jurisdictions, or as qualified investors as defined by Switzerland's Collective Investment Schemes Act ("CISA").

Neither the fund, nor the Management Company nor the Investment Manager make any representation or warranty, express or implied, with respect to the fairness, correctness, accuracy, reasonableness or completeness of an assessment of ESG research and the correct execution of the ESG strategy. As investors may have different views regarding what constitutes sustainable investing or a sustainable investment, the fund may invest in issuers that do not reflect the beliefs and values of any specific investor.

This fund does not have a designated reference ESG benchmark, but applies a conventional benchmark whose construction does not take into account ESG criteria.

Past performance is not a reliable indicator of current or future performance. Performance data does not take into account any commissions and costs charged when shares of the fund are issued and redeemed, if applicable. The return of the fund may go down as well as up due to changes in rates of exchange between currencies. The value of the money invested in the fund can increase or decrease and there is no guarantee that all or part of your invested capital can be redeemed.

Refer for more information on the fund to the latest prospectus, annual and semi-annual reports as well as the key (investor) information documents ("K(I)ID"). These documents may also be downloaded from our website at vontobel.com/am. A summary of investors rights is available in English under the following link: www.vontobel.com/vamsa-investor-information. The representative in Switzerland: Vontobel Fonds Services AG, Gotthardstrasse 43, 8022 Zurich, the paying agent in Switzerland: Bank Vontobel AG, Gotthardstrasse 43, 8022 Zurich, the paying agent in Germany: the paying agent in Germany: B. Metzler seel. Sohn & Co. KGaA, Untermainanlage 1, 60311 Frankfurt/Main, the paying agent in Liechtenstein: Liechtensteinische Landesbank AG, Städtle 44, FL-9490 Vaduz, the paying agent in Austria Erste Bank der oesterreichischen Sparkassen AG, Graben 21, A-1010 Vienna. Refer for more information regarding subscriptions in Italy to the Modulo di Sottoscrizione. For any further information: Vontobel Asset Management S.A., Milan Branch, Piazza degli Affari 3, 20123 Milano, telefono: 0263673444, e-mail clientrelation@vontobel.it. The funds authorized for distribution in the United Kingdom and entered into the UK's temporary marketing permissions regime can be viewed in the FCA register under the Scheme Reference Number 620373. The fund is authorised as a UCITS scheme (or is a sub fund of a UCITS scheme) in a European Economic Area (EEA) country, and the scheme is expected to remain authorised as a UCITS while it is in the temporary marketing permissions regime. The KIID can be obtained in English from the facility agent in Great Britain: Carne Financial Services (UK) LLP, Suites 1.15 - 1.16, 1st Floor, 5 Old Bailey, London EC4M 7BA.

All data contained herein, including fund information, is obtained from or calculated by Vontobel. All data is as at the date of the document unless stated otherwise. Although Vontobel believes that the information provided in this document is based on reliable sources, it cannot assume responsibility for the quality, correctness, timeliness or completeness of the information contained in this document. Except as permitted under applicable copyright laws, none of this information may be reproduced, adapted, uploaded to a third party, linked to, framed, performed in public, distributed or transmitted in any form by any process without the specific written consent of Vontobel. To the maximum extent permitted by law, Vontobel will not be liable in any way for any loss or damage suffered by you through use or access to this information, or Vontobel's failure to provide this information. Our liability for negligence, breach of contract or contravention of any law as a result of our failure to provide this information or any part of it, or for any problems with this information, which cannot be lawfully excluded, is limited, at our option and to the maximum extent permitted by law, to resupplying this information or any part of it to you, or to paying for the resupply of this information or any part of it to you. Neither this document nor any copy of it may be distributed in any jurisdiction where its distribution may be restricted by law. Persons who receive this document should make themselves aware of and adhere to any such restrictions. In particular, this document must not be distributed or handed over to US persons and must not be distributed in the USA.

ANY INDEX REFERRED TO HEREIN IS THE INTELLECTUAL PROPERTY (INCLUDING REGISTERED TRADEMARKS) OF THE APPLICABLE LICENSOR. ANY PRODUCT BASED ON AN INDEX IS IN NO WAY SPONSORED, ENDORSED, SOLD OR PROMOTED BY THE APPLICABLE LICENSOR AND IT SHALL NOT HAVE ANY LIABILITY WITH RESPECT THERETO. Refer to vontobel.com/terms-of-licenses for more details.

© 2023 Morningstar. All rights reserved. The information contained herein: (1) is proprietary to Morningstar and/or its content providers; (2) may not be copied or distributed; and (3) is not warranted to be accurate, complete, or timely. Neither Morningstar nor its content providers are responsible for any damages or losses arising from any use of this information. Past performance is no guarantee for future results.

Vontobel Asset Management S.A.
18, rue Erasme, L-1468 Luxembourg
Luxembourg

luxembourg@vontobel.com
www.vontobel.com/am