

Fund Factsheet / 30.11.2025

ZugerKB Fonds - Strategie ESG Ausgewogen (CHF) BV

Investment policy

- This investment fund seeks to generate a long-term positive return in CHF, equally through interest income and capital growth. By using a systematic approach investments in a variety of asset classes and on a broad, internationally diversified basis will be made. Besides investments in equities and bonds, the selection also includes, to a limited extent, alternative investments such as real estate, precious metals and commodities.
- In addition to investments in CHF, suitable investments may also be made in other currencies.
- The mixture and different weighting of these asset classes aims to realise an optimal risk-return ratio. The weighting is reviewed periodically, with the maximum exposure in equities being 50%.

Fund characteristics

- The fund complies with the investment restrictions for pension funds in accordance with BVV2.
- Investors may buy or sell the fund on any bank working day.
- Fund profits and returns shall not be distributed, but shall instead be reinvested.
- The fund is suitable for investors with a medium to longterm investment horizon and medium risk appetite who are willing to accept price fluctuations.
- The individual risks are set out in the sales prospectus.

| | |
|-----------------------------------|-------------------------|
| Investment manager | Zuger Kantonalbank AG |
| Fund domicile | Switzerland |
| Currency of the fund / shareclass | CHF / CHF |
| Launch date fund / shareclass | 15.07.2015 / 31.10.2017 |
| Fund size | CHF 528.26 mio |
| Net asset value (NAV) / share | CHF 120.23 |
| ISIN / VALOR | CH0382491063 / 38249106 |
| Bloomberg | ZKBSABV SW |
| Management fee | 0.90% |
| TER (as of 31.05.2025) | 1.23% |
| Distribution policy | reinvesting |

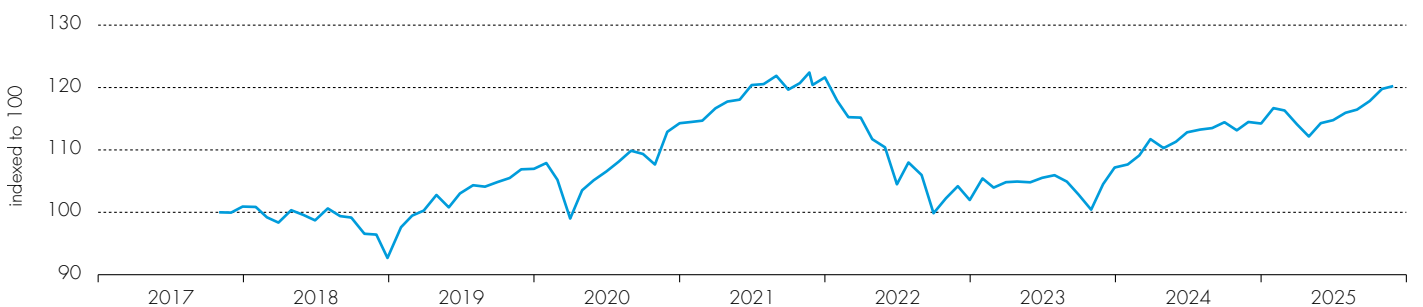
No reference index is mentioned as the fund's objective is not linked to an index.

Portfolio Characteristics

| | |
|--------------------------------------|-------|
| Volatility, annualized ¹⁾ | 5.24% |
|--------------------------------------|-------|

¹⁾ calculated over 3 years

Historical Performance (net return %)

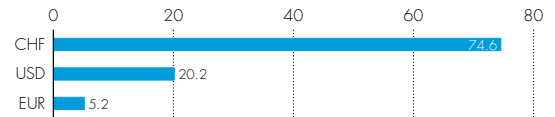
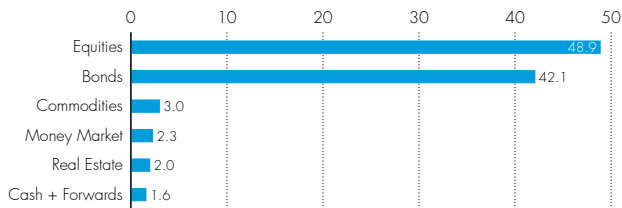


| | 1 m | year to date | 2024 | 2023 | 2022 | 2021 | 2020 | 2019 | 2018 | 2017 | 2016 | 2015 | 3 yrs p.a. | 5 yrs p.a. | since inception |
|------|-----|--------------|------|------|-------|------|------|------|------|------|------|------|------------|------------|-----------------|
| Fund | 0.4 | 5.3 | 6.6 | 5.1 | -16.2 | 6.4 | 6.8 | 15.4 | -8.2 | n.a. | n.a. | n.a. | 4.9 | 1.3 | 20.2 |

Past performance is not a guide to current or future performance. Performance data does not take account of the entry / exit commissions and costs incurred, and reflects gross distributions reinvested. Performance of a fund can rise or fall, i.e. as a result of currency fluctuations.

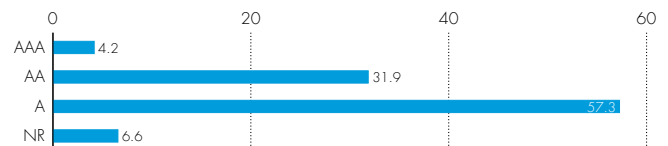
Major positions

| | (%) |
|--|-------------|
| ZugerKB Fonds - Obligationen ESG (CHF) N CHF Dis | 9.8 |
| Ubs Eif Spi Esgw | 8.9 |
| Ub Et Sp 50 Scr & Sc-He Ch A | 8.4 |
| BlueBay Inv Grade Euro Govt Bd Q CHF | 8.0 |
| Zug Aktien Esg Usa Usd-N | 7.7 |
| AXA WF Global Hg Yld Bds I Cap CHF H | 6.9 |
| iShares \$ Treasury Bd 1-3yr UCITS ETF CHF Hgd Acc | 6.6 |
| Zugerkb Fds Ak Es Ep Eur-N | 5.2 |
| Swisscanto (CH) BF Sustainable CHF NT CHF | 4.9 |
| Swisscanto (CH) IBF Corp. World Resp NTH1 CHF | 4.9 |
| Total | 71.3 |

Currency breakdown (%)**Portfolio Structure (%)****ESG profile ²⁾**

| | |
|---|-------|
| ESG rating | A |
| ESG ratings coverage | 93.4% |
| ESG score | 7.0 |
| Environmental score | 6.1 |
| Social score | 5.6 |
| Governance score | 6.2 |
| CO ₂ Intensity, wt. avg (t CO ₂ /M\$ Sales) | 731.9 |

²⁾ Details on MSCI ESG methodology: www.zugerkb.ch/en/esg

ESG ratings breakdown (%) ²⁾**Exclusion of Economic Activities ³⁾**

³⁾ Thresholds may apply. Please see fund's Prospectus for further details.

Risks

- Limited participation in the potential of single securities.
- Success of single security analysis and active management cannot be guaranteed.
- It cannot be guaranteed that the investor will recover the capital invested.
- Derivatives entail risks relating to liquidity, leverage and credit fluctuations, illiquidity and volatility.
- Interest rates may vary, bonds suffer price declines on rising interest rates.
- Investment universe may involve investments in countries where the local capital markets may not yet qualify as recognised capital markets.
- The Sub-Fund's investments may be subject to sustainability risks. The sustainability risks that the Sub-Fund may be subject to are likely to have an immaterial impact on the value of the Sub-Funds' investments in the medium to long term due to the mitigating nature of the Sub-Fund's ESG approach.
- The Sub-Funds' performance may be positively or negatively affected by its sustainability strategy.
- The ability to meet social or environmental objectives might be affected by incomplete or inaccurate data from third-party providers.
- Information on how environmental and social objectives are achieved and how sustainability risks are managed in this Sub-Fund may be obtained from Vontobel.com/SFDR.

Important information

This marketing document is produced for qualified investors for distribution: CH.

This document is for information purposes only and does not constitute an offer, solicitation or recommendation to buy or sell shares of the fund/fund units or any investment instruments, to effect any transactions or to conclude any legal act of any kind whatsoever. Subscriptions of shares of the fund should in any event be made solely on the basis of the fund's current sales prospectus (the "Sales Prospectus"), the Key (Investor) Information Document ("KIID"), its articles of incorporation and the most recent annual and semi-annual report of the fund and after seeking the advice of an independent finance, legal, accounting and tax specialist. This document is directed only at recipients who are institutional clients, such as eligible counterparties or professional clients as defined by the Markets in Financial Instruments Directive 2014/65/EC ("MiFID") or similar regulations in other jurisdictions, or as qualified investors as defined by Switzerland's Collective Investment Schemes Act ("CISA").

Past performance is not an indicator of current or future performance. Performance data does not take into account the commissions and costs charged when units are issued and redeemed as well as possible value impairing deposit account keeping fees. The return of the fund may rise or fall due to currency fluctuations.

Interested parties may obtain the above-mentioned documents free of charge from Zuger Kantonalbank, Bahnhofstrasse 1, 6301 Zug, as distributor and the asset manager; Vontobel Fonds Services AG, Gotthardstrasse 43, 8002 Zürich, as fund management company; as well as State Street Bank International GmbH, München, branch Zurich, Beethovenstrasse 19, 8027 Zurich, as paying agent and custodian bank.

Neither the fund, nor the Management Company nor the Investment Manager make any representation or warranty, express or implied, with respect to the fairness, correctness, accuracy, reasonableness or completeness of an assessment of ESG research and the correct execution of the ESG strategy. As investors may have different views regarding what constitutes sustainable investing or a sustainable investment, the fund may invest in issuers that do not reflect the beliefs and values of any specific investor.

Although Vontobel information providers, including without limitation, MSCI ESG Research LLC and its affiliates (the "ESG Parties"), obtain information (the "Information") from sources they consider reliable, none of the ESG Parties warrants or guarantees the originality, accuracy and/or completeness, of any data herein and expressly disclaim all express or implied warranties, including those of merchantability and fitness for a particular purpose. The Information may only be used for your internal use, may not be reproduced or disseminated in any form and may not be used as a basis for or a component of any financial instruments or products or indices. Further, none of the Information can in and of itself be used to determine which securities to buy or sell or when to buy or sell them. None of the ESG Parties shall have any liability for any errors or omissions in connection with any data herein, or any liability for any direct, indirect, special, punitive, consequential or any other damages (including lost profits) even if notified of the possibility of such damages.