

Quarterly | Fixed Income | 9.30.2024

Vontobel Emerging Markets Blend Strategy

For institutional investors only/not for public viewing or distributions

Investment objective

This bond strategy aims to generate the best possible investment returns over a full economic cycle, while respecting risk diversification.

Key features

The strategy invests across emerging markets mainly in government, quasi-sovereign, and corporate bonds of diverse qualities with different maturities in various currencies. The strategy uses derivative financial instruments both for hedging purposes and to take outright market positions. Specifically, the strategy can gain exposure to emerging market currencies independently of the currency of the underlying bonds.

Approach

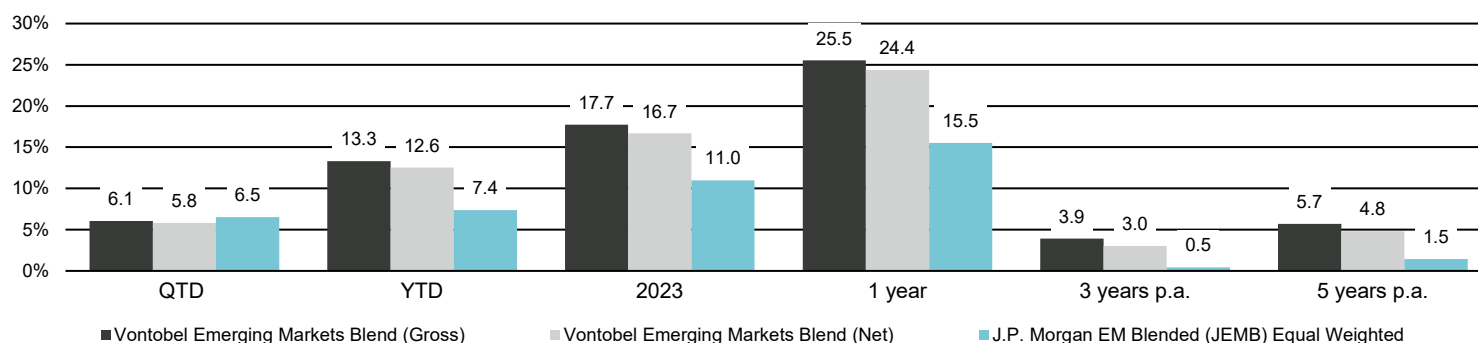
The compact and agile investment team of experienced emerging market specialists focuses on spread optimization for a given level of risk. Based on in-depth research and using a proprietary valuation model, the portfolio managers continuously compare the levels of remuneration potential available across issuer qualities, countries, interest rates, currencies, and maturities within the investment universe to help identify the most rewarding opportunities, which may be contrarian to mainstream views. To seize them, the team aims to flexibly adapt the portfolio while keeping credit, interest rate and currency risks in check.

¹Based on a representative portfolio and shown as supplemental information to the Composite's GIPS presentation provided as part of this communication. The basis upon which the representative portfolio was selected is that the portfolio is the oldest and most representative account. Active Share is calculated by taking the sum of the absolute value of the differences of the weight of each holding in the manager's portfolio versus the weight of each holding in the benchmark index and dividing by two. ²Based on gross performance of the Composite. ³J.P. Morgan Emerging Markets Blended (JEMB) Equal Weighted Total Return

	Representative account ¹	Benchmark ³
YTM after Hedging	9.33%	6.26%
Duration weighted YTW	7.76%	5.99%
Option-adjusted spread, OAS (bps)	385.85	182.22
Modified duration (years)	5.08	5.39
Number of positions	132	3203
Average rating	BB+	BBB
Average coupon	5.68%	5.27%
Active share (country, issuer, ISIN)	55%, 86%, 97%	

Risk Statistics (5 Year)	Composite account ²	Benchmark ³
Volatility (p.a.) in %	16.28	10.19
Sharpe ratio (p.a.)	0.20	-0.10
Tracking error (p.a.) in %	7.84	
Beta	1.48	
Information ratio (p.a.)	0.54	

Emerging Markets Blend Composite Returns in USD as of 9.30.2024



Past performance not an indication of future results.

Benchmark: J.P. Morgan Emerging Markets Blended (JEMB) Equal Weighted Total Return

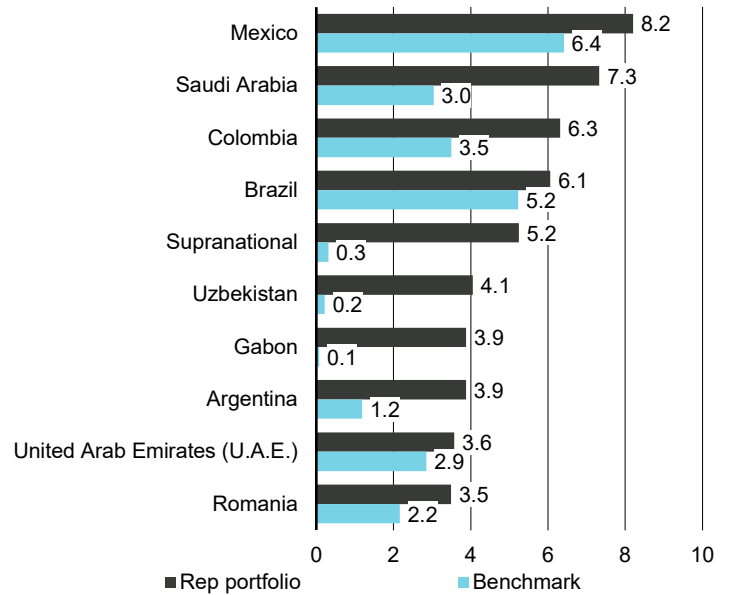
The composite's gross rates of return are presented before the deduction of investment management fees, other investment-related fees, and after the deduction of foreign withholding taxes, brokerage commissions and transaction costs. An investor's actual return will be reduced by investment advisory fees. The composite's net rates of return are presented after the deduction of investment management fees, brokerage commissions, transaction costs, other investment-related fees and foreign withholding taxes. Results portrayed reflect the reinvestment of dividends and other earnings. The comparison to an index is provided for informational purposes only and should not be used as the basis for making an investment. There may be significant differences between the composite and the index, including but not limited to the risk profile, liquidity, volatility and asset composition. The J.P. Morgan Emerging Markets Blended (JEMB) Equal Weighted Total Return Index is an aggregate EM fixed income benchmark that blends US dollar and local currency denominated sovereign, quasi-sovereign and corporate bonds in equal proportion (1/3 GBI-EM GD, 1/3 EMBIGD, 1/3 CEMBIBD). The weights of the underlying subindices are fixed and rebalanced to these fixed weights at every month-end rebalance. The index is calculated daily on a total return basis with an immediately re-investment of cash flows. Returns more than one year are annualized. For additional information, please refer to the Composite Disclaimer and other Important Information. *Inception date: 9.1.2015.

Vontobel Emerging Markets Blend Strategy

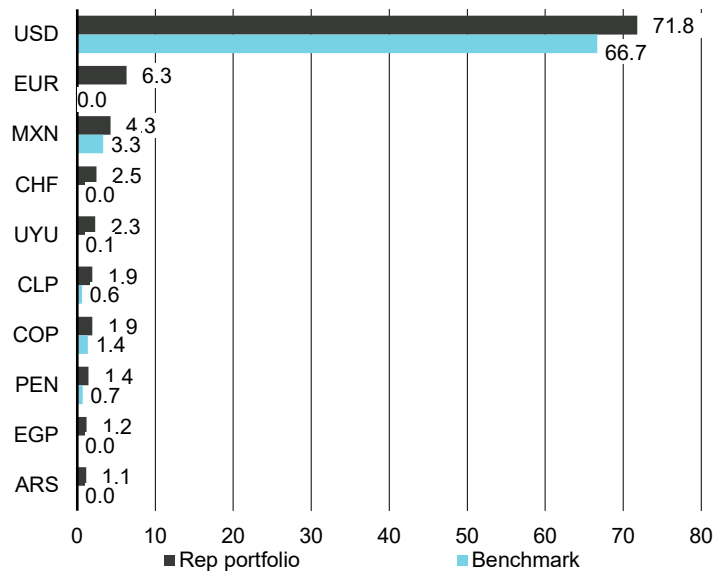
Top 10 Major positions (in %)

3.75% Saudi Arabia 21.01.2055 Reg-S Senior	3.5
2% Romania 14.04.2033 Reg-S Senior	3.5
6.1027% GreenSaif Pip 23.08.2042 Reg-S Senior	3.4
9.5% Banco Actinver Fideic 18.12.2032 Reg-S Senior	3.3
2.16% Galaxy Ppln Ast 31.03.2034 Reg-S Senior	3.1
6.097% Gabon Blue 01.08.2038 Reg-S Senior	3.0
7.25% MC BRAZIL DOWN 30.06.2031 Reg-S Senior	3.0
7% Govt of Grenada 12.05.2030 Reg-S Senior	2.8
4.7% BOAD 22.10.2031 Reg-S Senior	2.5
6% Congo 30.06.2029 FRN Reg-S	2.5
Total	30.7

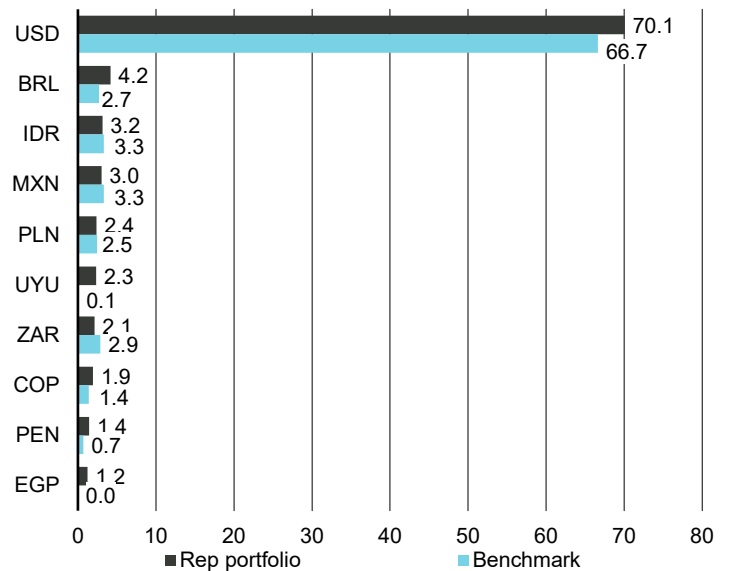
Top 10 Geographical breakdown (in %)



Top 10 Currency breakdown, before hedging (in %)



Top 10 Currency breakdown, after hedging (in %)



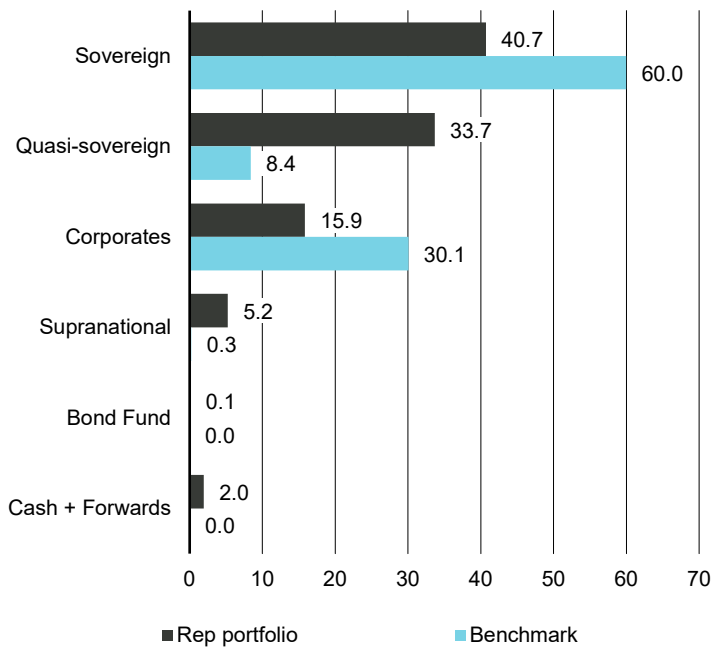
Source: Vontobel, as of 9.30.2024.

Benchmark Index Name: J.P. Morgan Emerging Markets Blended (JEMB) Equal Weighted Total Return

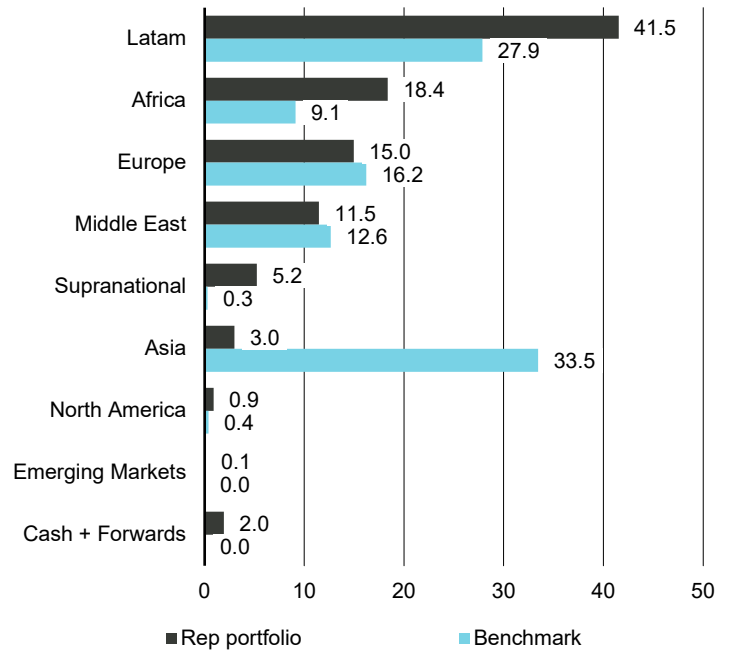
Based on a representative portfolio and shown as supplemental information to the Composite's GIPS presentation provided as part of this communication. The investments identified and described do not represent all of the investments purchased, sold or recommended for client accounts. The reader should not assume that an investment identified was or will be profitable.

Vontobel Emerging Markets Blend Strategy

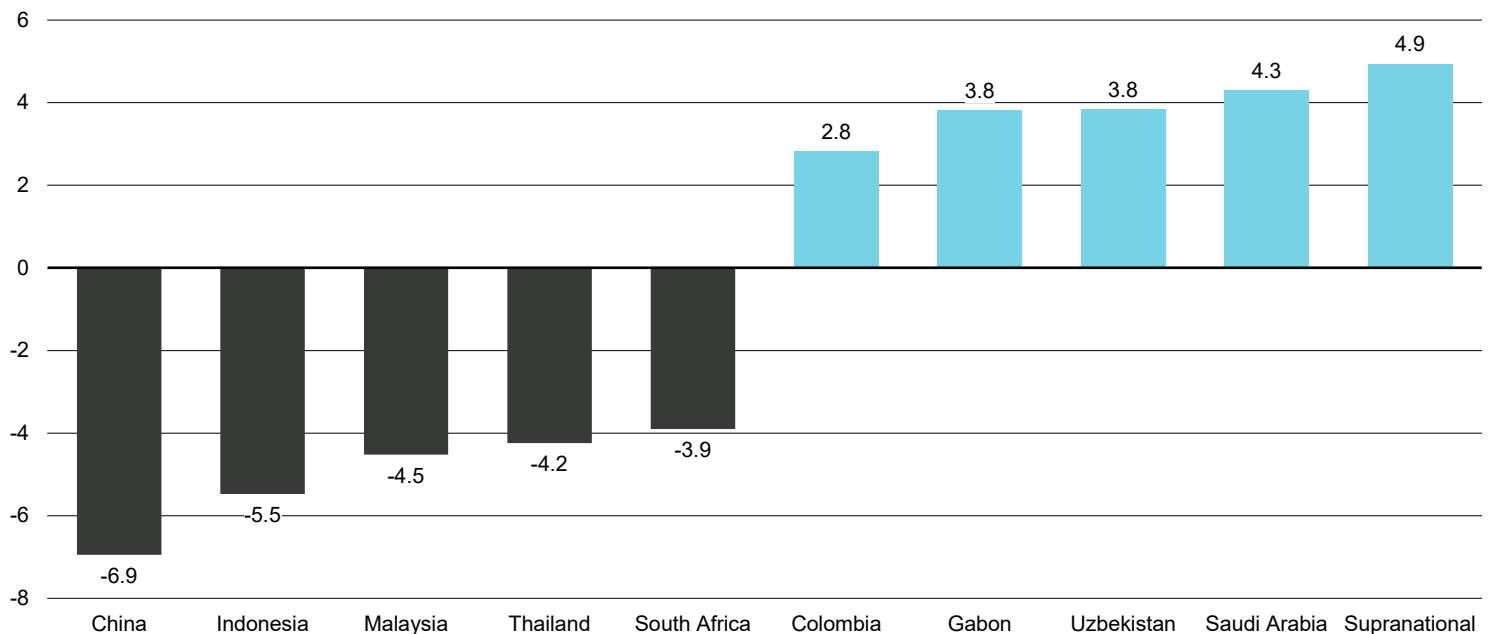
Sector breakdown (in %)



Regional exposure (in %)



Major country overweights/underweights (in %)



Source: Vontobel, as of 9.30.2024.

Benchmark Index Name: J.P. Morgan Emerging Markets Blended (JEMB) Equal Weighted Total Return

Based on a representative portfolio and shown as supplemental information to the Composite's GIPS presentation provided as part of this communication.

Composite Disclaimer

Vontobel Emerging Markets Blend Strategy

Composite description

The composite includes all share classes of pooled funds and all segregated accounts with the investment strategy Emerging Markets Blend with USD as base currency. This investment strategy invests in the fixed-income asset class by purchasing sovereign, quasi sovereign and corporate bonds with issuers domiciled in, having their business activity in or exposed to emerging markets. Further, the investment strategy takes on emerging markets currency risk. The universe is that of the J.P. Morgan Emerging Markets Blended (JEMB) Equal Weighted Index as well as off-benchmark countries. Non-benchmark bonds are typically hard or local currency sovereign, quasi sovereign, corporate bonds or bonds from non-benchmark emerging countries. Non-USD hard-currency risk is hedged back into USD. Emerging local currency exposure may or may not be hedged. Standalone emerging market currency positions, long or short, can be taken independently from the underlying hard and local currency securities. The strategy aims to outperform the J.P. Morgan Emerging Markets Blended (JEMB) Equal Weighted Index by 1.75% per annum, gross of fees over a three year rolling period.

Benchmark description

J.P. Morgan Emerging Markets Blended (JEMB) Equal Weighted Total Return (from inception to 28 February 2019: 20% J.P. Morgan Corporate Emerging Market Bond Index (CEMBI) Broad Diversified Total Return, 40% J.P. Morgan GBI EM Global Diversified Composite Total Return, 40% J.P. Morgan Emerging Market Bond Index (EMBI) Global Diversified Total Return)

Firm definition

Vontobel Asset Management is a multi-boutique asset management firm established in 1988 and regulated by the Swiss Financial Market Supervisory Authority FINMA. For GIPS purposes, Vontobel Asset Management is defined to include assets managed in the Fixed Income, the Conviction Equities, the Vescore and the Multi Asset boutiques across all global offices and includes both the management of institutional segregated accounts and pooled funds.

Claim of compliance and verification

Vontobel Asset Management claims compliance with the Global Investment Performance Standards (GIPS®) and has prepared and presented this report in compliance with the GIPS standards. Vontobel Asset Management has been independently verified for the periods from 1 January 2001 to 30 June 2004 by Ernst & Young and for the period from 1 July 2004 to 31 December 2022 by PriceWaterhouseCoopers. The verification reports are available upon request. A firm that claims compliance with the GIPS standards must establish policies and procedures for complying with all the applicable requirements of the GIPS standards. Verification provides assurance on whether the firm's policies and procedures related to composite, as well as the calculation, presentation, and distribution of performance, have been designed in compliance with the GIPS standards and have been implemented on a firm-wide basis. Verification does not provide assurance on the accuracy of any specific performance report.

List of composites

A complete list with descriptions of all composites managed by the firm is available upon request. To obtain the list of all composite descriptions, please contact the GIPS Office by e-mail at gips@vontobel.com or write to Vontobel Asset Management AG, GIPS Office (G27 611), Gotthardstrasse 43, 8022 Zurich, Switzerland.

Past performance and investment risk

Past performance is not indicative of future results. Investing involves risk, including possible loss of principal. Value and income received are not guaranteed and one may get back less than originally invested.

CFA Institute

GIPS® is a registered trademark of CFA Institute. CFA Institute does not endorse or promote this organization, nor does it warrant the accuracy or quality of the content contained herein.

Vontobel Emerging Markets Blend Strategy

Important Information

This document has been prepared and approved by a company of the Vontobel Group ("Vontobel") for informational purposes only and does not constitute an offer, solicitation or recommendation to buy or sell any investment securities or strategies discussed, to effect any transactions or to conclude any legal act of any kind whatsoever. This information should not be considered investment advice or any other kind of advice on legal, tax, financial or other advice or a recommendation to purchase, hold or sell any investment. No representation is given that the securities, products, or services discussed herein are suitable for any particular investor.

Strategy holdings and characteristics subject to change and your portfolio may not have the same characteristics and allocations. The index comparisons are provided for informational purposes only and should not be used as the basis for making an investment decision. Further, the performance of the composite and the Index may not be comparable. There are significant differences between the composite and the indices referenced, including, but not limited to, risk profile, liquidity, volatility and asset composition. Please note that an investor cannot invest directly in an index.

Investments discussed are based on a representative portfolio and there is no assurance that Vontobel will make any investments with the same or similar characteristics as the representative portfolio presented. The representative portfolio is presented for discussion purposes only. Further, the reader should not assume that any investments identified were or will be profitable or that any investment recommendations or that investment decisions we make in the future will be profitable.

Any projections contained above are based on a variety of estimates and assumptions. There can be no assurance that the assumptions made in connection with the projections will prove accurate, and actual results may differ materially. The inclusion of projections should not be regarded as an indication that Vontobel considers the projections to be a reliable prediction of future events and projections should not be relied upon as such.

There can be no assurance that investment objectives will be achieved. Clients must be prepared to bear risk of a total loss of their investment.

Past performance is not a reliable indicator of current or future performance. The return may go down as well as up, e.g. due to changes in rates of exchange between currencies. The value of invested monies can increase or decrease and there is no guarantee that all or part of your invested capital can be redeemed.

Information has been obtained from sources believed to be reliable but J.P. Morgan does not warrant its completeness or accuracy. The Index is used with permission. The Index may not be copied, used, or distributed without J.P. Morgan's prior written approval. Copyright 2024, J.P. Morgan Chase & Co. All rights reserved.

Please refer to Form ADV Part 2A for additional information on the strategy which includes Vontobel's investment advisory fees.

In the United States: Vontobel Asset Management, Inc. is registered with the U.S. Securities and Exchange Commission as an investment adviser under the Investment Advisers Act of 1940, as amended, in the USA. Registration as an Investment Advisor with the U.S. Securities and Exchange Commission does not imply a certain level of skill or expertise. Advisory services for strategy discussed herein are offered through a Participating Affiliate structure between Vontobel Asset Management, Inc., Vontobel Asset Management AG, and Vontobel Asset Management Asia Pacific Ltd.

In Canada: Vontobel operates in connection with our investment and business activity pursuant to the following: Vontobel Asset Management Inc. relies on the International Adviser Exemption in the provinces of Alberta, British Columbia, Saskatchewan, Ontario and Quebec and the Investment Fund Manager Exemption in Ontario and Quebec. Vontobel Asset Management AG relies on the Investment Fund Manager Exemption in the provinces of Ontario and Quebec.

Although Vontobel believes that the information provided in this document is based on reliable sources, it cannot assume responsibility for the quality, correctness, timeliness or completeness of the information contained in this document. Except as permitted under applicable copyright laws, none of this information may be reproduced, adapted, uploaded to a third party, linked to, framed, performed in public, distributed or transmitted in any form by any process without the specific written consent of Vontobel. To the maximum extent permitted by law, Vontobel will not be liable in any way for any loss or damage suffered by you through use or access to this information, or Vontobel's failure to provide this information. Our liability for negligence, breach of contract or contravention of any law as a result of our failure to provide this information or any part of it, or for any problems with this information, which cannot be lawfully excluded, is limited, at our option and to the maximum extent permitted by law, to resupplying this information or any part of it to you, or to paying for the resupply of this information or any part of it to you. Neither this document nor any copy of it may be distributed in any jurisdiction where its distribution may be restricted by law. Persons who receive this document should make themselves aware of and adhere to any such restrictions.

© 2024 Vontobel Asset Management, Inc. All Rights Reserved.