

Asset Management / Fund Factsheet / 30.12.2022

# Vontobel Fund - mtX Sustainable Emerging Markets Leaders AN, USD

Morningstar Rating as of 30.11.2022 ★★★

Marketing document for retail investors in: AT, CH, DE, ES, LU

## Investment objective

This equity fund aims to generate long-term capital growth and seeks to promote environmental and social characteristics while respecting risk diversification.

## Key features

The fund invests across emerging markets in a concentrated portfolio mainly including stocks of companies which are among the leaders in their industry, offer high and sustainable profitability potential, seek to promote environmental or social practices, and whose stock prices have attractive upside versus the estimated enterprise values at the time of the investment.

## Approach

The specialized and seasoned investment team takes long-term high conviction investment decisions based on in-depth research combined with systematic screening. The team integrates sustainability indicators as a central pillar in the investment process with the aim of improving the long-term risk-return characteristics of the fund's portfolio and supporting elevated social or environmental practices. The team actively adapts portfolio positions to seize attractive new opportunities and control risks always in line with their latest assessment of investment conditions. They may use derivative financial instruments as well.

## Risk and reward profile



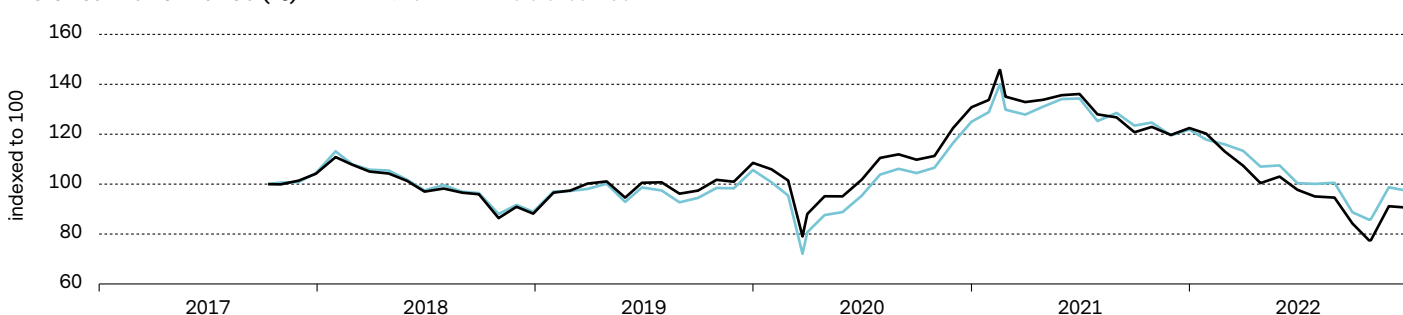
Portfolio management	Roger Merz / Thomas Schaffner
Fund domicile, legal structure	Luxembourg, UCITS, Art. 8
Currency of the fund / shareclass	USD / USD
Launch date fund / shareclass	15.07.2011 / 10.10.2017
Fund size	USD 4,090.62 mio
Net asset value (NAV) / share	USD 83.72
Ref. index	MSCI Emerging Markets TR net
ISIN / WKN / VALOR	LU1683485681 / A2JKNG / 38261784
Management fee	0.825%
Ongoing charges (incl. Mgmt. fee) as of 28.02.2022	1.20%
Maximum entry / switching / exit fee <sup>1)</sup>	5.00% / 1.00% / 0.30%
Swing pricing	Yes
Distribution policy	distribution, annually
Last distribution on 28.11.2022	USD 1.73
Distribution yield	2.07%

<sup>1)</sup> Refer to fund distributor for actual applicable fees, if any.

Portfolio Characteristics	Fund	Ref. index
Volatility, annualized <sup>2)</sup>	20.34%	20.31%
Sharpe ratio <sup>2)</sup>	negative	
Information ratio <sup>2)</sup>	negative	
Beta <sup>2)</sup>	0.95	
Tracking error, ex-post <sup>2)</sup>	6.20%	

<sup>2)</sup> calculated over 3 years

## Historical Performance (%)

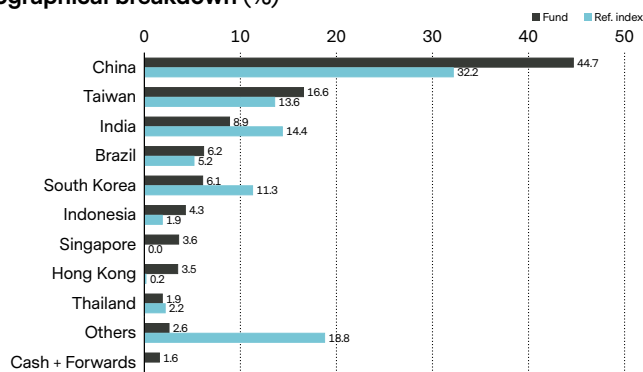


	1 m	year to date	2021	2020	2019	2018	2017	2016	2015	2014	2013	2012	3 yrs p.a.	5 yrs p.a.	since inception
Fund	-0.6	-26.0	-6.4	20.5	23.1	-15.4	4.2	n.a.	n.a.	n.a.	n.a.	n.a.	-5.8	-2.8	-9.4
Ref. index	-1.4	-20.1	-2.5	18.3	18.8	-14.8	4.4	n.a.	n.a.	n.a.	n.a.	n.a.	-2.7	-1.4	-2.7

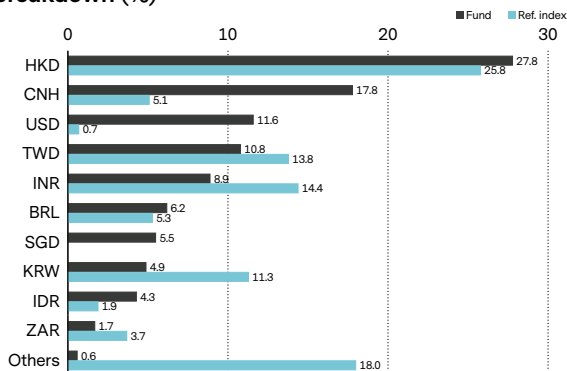
Past Performance is not a guide to current or future performance. Performance data do not take account of the entry / exit commissions and costs incurred, and reflect gross distributions reinvested. Performance of a fund can rise or fall, i.e. as a result of currency fluctuations. The investment policy was changed as at 01.09.2021.

Major positions	(%)
Taiwan Semiconductor-Sp Adr	6.4
Hdfc Bank Limited	5.0
Tencent Holdings Ltd	4.5
Alibaba Group Holding Ltd	4.2
Dbc Group Holdings Ltd	3.6
Bb Seguridade Participacoes	3.5
Haier Smart Home Co Ltd-H	3.1
Accton Technology Corp	2.9
Housing Development Finance	2.9
Bank Mandiri Persero Tbk Pt	2.9
<b>Total</b>	<b>39.0</b>

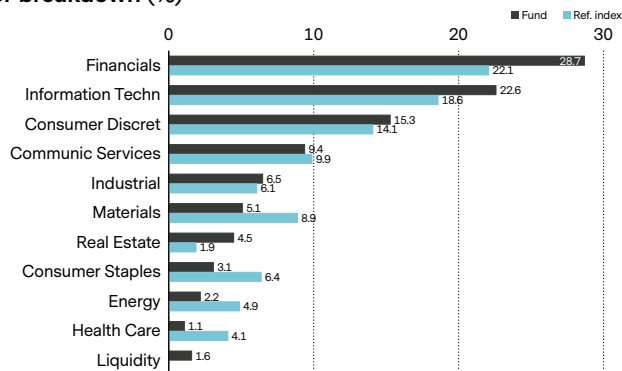
Geographical breakdown (%)



Currency breakdown (%)



Sector breakdown (%)

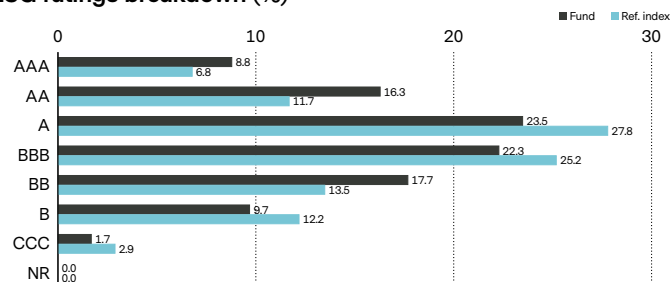


ESG profile<sup>3)</sup>

	Fund	Ref. index
ESG rating	BBB	BBB
ESG ratings coverage	92.5%	99.3%
CO <sub>2</sub> Intensity, wt. avg (t CO <sub>2</sub> /\$M Sales)	144.2	321.5

<sup>3)</sup> Details on MSCI ESG rating methodology: [msci.com/esg-ratings](https://www.msci.com/esg-ratings). This fund does not have a designated reference ESG benchmark, but applies a conventional benchmark whose construction does not take into account ESG criteria.

ESG ratings breakdown (%)<sup>3)</sup>



Risks

- Limited participation in the potential of single securities.
- Investments in foreign currencies are subject to currency fluctuations.
- Success of single security analysis and active management cannot be guaranteed.
- It cannot be guaranteed that the investor will recover the capital invested.
- Derivatives entail risks relating to liquidity, leverage and credit fluctuations, illiquidity and volatility.
- Price fluctuations of investments due to market, industry and issuer linked changes are possible.
- Investments in emerging markets may be affected by political developments, currency fluctuations, illiquidity and volatility.
- The Sub-Fund's investments may be subject to sustainability risks. The sustainability risks that the Sub-Fund may be subject to are likely to have an immaterial impact on the value of the Sub-Funds' investments in the medium to long term due to the mitigating nature of the Sub-Fund's ESG approach.
- The Sub-Funds' performance may be positively or negatively affected by its sustainability strategy.
- The ability to meet social or environmental objectives might be affected by incomplete or inaccurate data from third-party providers.
- Information on how environmental and social objectives are achieved and how sustainability risks are managed in this Sub-Fund may be obtained from [Vontobel.com/SFDR](https://www.vontobel.com/SFDR).

Glossary

**Beta** is a measure of a fund's sensitivity compared to a market (represented by its reference index). A beta of 1.05 means that a fund's prices move 5% more than the index when the market rises or falls. **Derivative** is a financial security whose price is determined based on an underlying benchmark or asset such as stocks, bonds, commodities, currencies, interest rates, or market indexes. Examples are futures, options and credit default swaps. **Distribution**, or dividend, is a payment by a fund to its investors who hold distributing share classes (compartments with payouts). The distribution (or dividend) yield is calculated as all payouts over the last 12 months divided by the price per share (typically, the latest NAV), and may be affected by variable payments seasonality. **Distribution policy** of a fund defines the dividend distribution for its share classes to investors. Accumulating share classes reinvest the income received from the fund holdings back into the fund and do not distribute to shareholders. Distributing shares typically make cash payments to shareholders on a periodic basis. **Environmental, social and governance (ESG)** criteria are a set of metrics or ratings that are used to screen potential investments for issues that might affect the financial performance and/or have a material impact on environment and society. ESG metrics reported in this document are for informative purposes and may not be part of the fund's investment process. **ESG score** is provided by MSCI and is a measurement of a company's level of sustainability. The calculation is based on many factors and is measured on a scale range, e.g. from

0 (very poor) to 10 (very good). **Forward**, or forward contract, is an agreement between two parties to buy or sell an asset at a specified price on a future date, and is often used for hedging purposes or commodities trading, where a forward contract can be customized to an amount, delivery date, and commodity type (e.g. food, metals, oil or natural gas). **Future**, or futures contract, is a legal agreement to buy or sell a particular commodity asset, currency or security at a predetermined price at a future point in time. They are standardized contracts in terms of quality and quantity which facilitates trading on a futures exchange. **Index** is a portfolio that holds a broad range of securities, based on pre-defined rules. Indexes such as the FTSE 100 or DAX 30 are used to represent the performance of particular markets and thus act as a reference point for performance measurement of other portfolios. An index used as reference for performance comparisons, is called a "reference index". **Information ratio** is a measurement of portfolio returns in excess of the reference index per unit of return volatility. It is used to measure a portfolio manager's ability to generate excess returns relative to a reference index. **ISIN** (International Securities Identification Number) is a unique code that identifies a specific financial security. It is assigned by a country's respective national numbering agency (NNA). **Management fee** is a fee which covers the costs charged to a fund relating to portfolio management services and, if applicable, to distribution services. **Net Asset Value (NAV) / share** also known as the share price of a fund, represents the value per share of the fund. It is calculated by dividing the fund's assets less its liabilities by the number of shares outstanding. For most funds it is calculated and reported daily. **Ongoing charges** expresses the sum of the costs of running a fund on an ongoing basis, like the management fee and various legal and operating costs. It is calculated retroactively over a period of 12 months as a percentage of the fund assets. If the available data is insufficient, for example, for newly launched funds, ongoing charges may be estimated using data from funds with similar characteristics. **Option** is a derivative, financial instrument whose price derives from the value of underlying securities, like stocks. Call/put options give buyers the right (but not the obligation) to buy/sell an underlying asset at an agreed price and date. **Share class** is a compartment of a fund with a distinct client type, distribution policy, fee structure, currency, minimum investment, or other characteristics. The characteristics of each share class are described in the fund prospectus. **Sharpe ratio** measures excess return per unit of risk. The ratio is the average return earned in excess of the risk-free rate per unit of volatility. A portfolio with a higher Sharpe ratio is considered superior relative to its peers. **SRRI** is a value based on a sub fund's volatility, providing a gauge of the overall risk and reward profile of the sub fund. **Swing pricing** is an industry standard mechanism to protect long term investors in a fund against trading costs occurring when investors enter or exit the fund. This is achieved by adjusting the NAV upwards or downwards respectively so that the additional trading costs caused by subscriptions or redemptions are borne by investors trading in the fund. Full details of the Swing Pricing mechanism are given in the fund prospectus. **Tracking error** is the standard deviation of the difference between the returns of a fund and its reference index, expressed as a percentage. The more actively a fund is managed, the higher the tracking error. **VALOR** is an identification number issued by SIX Financial Information and assigned to financial instruments in Switzerland. **Volatility** measures the fluctuation of a fund's performance over a certain period. It is most commonly expressed using the annualized standard deviation. The higher the volatility, the riskier a fund tends to be. **Weighted Average Carbon Intensity (WACI)** reports the carbon emissions of companies held in a portfolio relative to the revenues they generate, excluding emissions from supply chains and products / services. **WKN** (or Wertpapierkennnummer) is an identification code of securities registered in Germany, issued by its Institute for Issuance and Administration of Securities.

### Important information

This marketing document was produced by one or more companies of the Vontobel Group (collectively "Vontobel") for Wholesale/Retail clients for distribution in AT, CH, DE, ES, LU.

This document is for information purposes only and does not constitute an offer, solicitation or recommendation to buy or sell shares of the fund/fund units or any investment instruments, to effect any transactions or to conclude any legal act of any kind whatsoever. Subscriptions of shares of the fund should in any event be made solely on the basis of the fund's current sales prospectus (the "Sales Prospectus"), the Key Investor Information Document («KIID»), its articles of incorporation and the most recent annual and semi-annual report of the fund and after seeking the advice of an independent finance, legal, accounting and tax specialist. Furthermore and before entering into an agreement in respect of an investment referred to in this document, you should consult your own professional and/or investment advisers as to its suitability for you.

Neither the fund, nor the Management Company nor the Investment Manager make any representation or warranty, express or implied, with respect to the fairness, correctness, accuracy, reasonableness or completeness of an assessment of ESG research and the correct execution of the ESG strategy. As investors may have different views regarding what constitutes sustainable investing or a sustainable investment, the fund may invest in issuers that do not reflect the beliefs and values of any specific investor.

This fund does not have a designated reference ESG benchmark, but applies a conventional benchmark whose construction does not take into account ESG criteria.

Past performance is not a reliable indicator of current or future performance. Performance data does not take into account any commissions and costs charged when shares of the fund are issued and redeemed, if applicable. The return of the fund may go down as well as up due to changes in rates of exchange between currencies. The value of the money invested in the fund can increase or decrease and there is no guarantee that all or part of your invested capital can be redeemed.

Interested parties may obtain the above-mentioned documents free of charge from the authorised distribution agencies and from the offices of the fund at 11-13 Boulevard de la Foire, L-1528 Luxembourg. Refer for more information on the fund to the latest prospectus, annual and semi-annual reports as well as the key investor information documents ("KIID"). These documents may also be downloaded from our website at [vontobel.com/am](http://vontobel.com/am). A summary of investor rights is available in English on the following link: [www.vontobel.com/vamsa-investor-information](http://www.vontobel.com/vamsa-investor-information). The representative in Switzerland: Vontobel Fonds Services AG, Gotthardstrasse 43, 8022 Zurich, the paying agent in Switzerland: Bank Vontobel AG, Gotthardstrasse 43, 8022 Zurich, the paying agent in Germany: the paying agent in Germany: B. Metzler seel. Sohn & Co. KGaA, Untermainanlage 1, 60311 Frankfurt/Main, the paying agent in Austria Erste Bank der oesterreichischen Sparkassen AG, Graben 21, A-1010 Vienna. In Spain, funds authorised for distribution are recorded in the register of foreign collective investment companies maintained by the Spanish CNMV (under number 280). The KIID can be obtained in Spanish from Vontobel Asset Management S.A., Spain Branch, Paseo de la Castellana, 95, Planta 18, E-28046 Madrid or electronically from [atencionalcliente@vontobel.es](mailto:atencionalcliente@vontobel.es).

In **Singapore** this material is provided by Vontobel Pte Ltd, regulated by the Monetary Authority of Singapore. The fund and its subfunds are not available to retail investors in Singapore. Selected sub-funds of the fund are currently recognized as restricted schemes by the Monetary Authority of Singapore. These sub-funds may only be offered to certain prescribed persons on certain conditions as provided in the "Securities and Futures Act", Chapter 289 of Singapore.

In **Hong Kong** this material is provided by Vontobel Asset Management Asia Pacific Limited, a corporation licensed by the Securities and Futures Commission. The fund is not authorised by the Securities and Futures Commission of Hong Kong. It may only be offered to those investors qualifying as professional investors under the Securities and Futures Ordinance. The contents of this document have not been reviewed by any regulatory authority in Hong Kong. You are advised to exercise caution and if you are in any doubt about any of the contents of this document, you should obtain independent professional advice.

In **Chile** the funds may not be publicly offered, neither as an entity of Vontobel or under registration with the Superintendencia de Seguros y Valores (SVS) in accordance with the Securities Act No. 18.045. The offer of the instruments mentioned in this presentation is subject to General Rule No. 336 issued by the SVS. The subject matter of this offer are securities not registered with the Securities Registry (Registro de Valores) of the SVS, nor with the Foreign Securities Registry (Registro de Valores Extranjeros) of the SVS; therefore, such securities are not subject to the supervision of the SVS. Since the securities are not registered in Chile, there is no obligation of the issuer to make publicly available information about the securities in Chile. The securities shall not be subject to public offering in Chile unless registered with the relevant securities registry of the SVS. Please note that certain sub-funds are exclusively available to qualified investors. This communication is for information of institutional investors only (qualified as such by the laws of the Republic of Peru) and does neither constitute an offer of financial services nor a recommendation or offer to purchase or sell shares in any financial instrument. The shares of the fund have not been and will not be registered with the Securities Market Public Register (Registro Público del Mercado de Valores) kept by the Peruvian Superintendencia for the Securities Market (Superintendencia del Mercado de Valores, SMV).

All data contained herein, including fund information, is obtained from or calculated by Vontobel. All data is as at the date of the document unless stated otherwise. Although Vontobel believes that the information provided in this document is based on reliable sources, it cannot assume responsibility for the quality, correctness, timeliness or completeness of the information contained in this document. Except as permitted under applicable copyright laws, none of this information may be reproduced, adapted, uploaded to a third party, linked to, framed, performed in public, distributed or transmitted in any form by any process without the specific written consent of Vontobel. To the maximum extent permitted by law, Vontobel will not be liable in any way for any loss or damage suffered by you through use or access to this information, or Vontobel's failure to provide this information. Our liability for negligence, breach of contract or contravention of any law as a result of our failure to provide this information or any part of it, or for any problems with this information, which cannot be lawfully excluded, is limited, at our option and to the maximum extent permitted by law, to resupplying this information or any part of it to you, or to paying for the resupply of this information or any part of it to you. Neither this document nor any copy of it may be distributed in any jurisdiction where its distribution may be restricted by law. Persons who receive this document should make themselves aware of and adhere to any such restrictions. In particular, this document must not be distributed or handed over to US persons and must not be distributed in the USA.

ANY INDEX REFERRED TO HEREIN IS THE INTELLECTUAL PROPERTY (INCLUDING REGISTERED TRADEMARKS) OF THE APPLICABLE LICENSOR. ANY PRODUCT BASED ON AN INDEX IS IN NO WAY SPONSORED, ENDORSED, SOLD OR PROMOTED BY THE APPLICABLE LICENSOR AND IT SHALL NOT HAVE ANY LIABILITY WITH RESPECT THERETO. Refer to [vontobel.com/terms-of-licenses](http://vontobel.com/terms-of-licenses) for more details.

Although Vontobel information providers, including without limitation, MSCI ESG Research LLC and its affiliates (the "ESG Parties"), obtain information (the "Information") from sources they consider reliable, none of the ESG Parties warrants or guarantees the originality, accuracy and/or completeness, of any data herein and expressly disclaim all express or implied warranties, including those of merchantability and fitness for a particular purpose. The Information may only be used for your internal use, may not be reproduced or disseminated in any form and may not be used as a basis for or a component of any financial instruments or products or indices. Further, none of the Information can in and of itself be used to determine which securities to buy or sell or when to buy or sell them. None of the ESG Parties shall have any liability for any errors or omissions in connection with any data herein, or any liability for any direct, indirect, special, punitive, consequential or any other damages (including lost profits) even if notified of the possibility of such damages.

© 2022 Morningstar. All rights reserved. The information contained herein: (1) is proprietary to Morningstar and/or its content providers; (2) may not be copied or distributed; and (3) is not warranted to be accurate, complete, or timely. Neither Morningstar nor its content providers are responsible for any damages or losses arising from any use of this information. Past performance is no guarantee for future results.

Vontobel Asset Management S.A.  
18, rue Erasme, L-1468 Luxembourg  
Luxembourg

[luxembourg@vontobel.com](mailto:luxembourg@vontobel.com)  
[www.vontobel.com/am](http://www.vontobel.com/am)