

Vontobel Fund - Global Corporate Bond Mid Yield AN

Approved for Wholesale/Retail investors in: CH, ES, LU.

Investment objective

This bond fund aims to generate steady income and achieve above-average investment returns over a full credit cycle, while respecting risk diversification.

Key features

The fund invests worldwide mainly in corporate bonds of issuers of good quality (investment grade) denominated in different currencies with various maturities. The focus is on global diversification and selection of individual securities to ensure that the credit spread compensates adequately for the risks involved. Within investment grade, the fund has an emphasis on the mid-yield segment (ratings A+ to BBB-). The fund uses derivative financial instruments, mainly for hedging purposes.

Approach

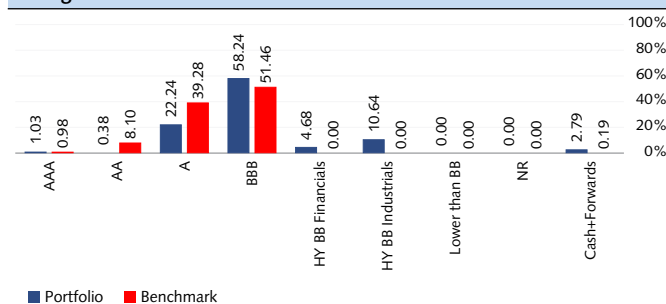
The seasoned and agile investment specialist team applies a research-driven investment process, combining a top-down approach to evaluate geographies and industries with bottom-up analysis to ensure optimal issuer and bond selection. The team takes high-conviction investment decisions, striving to benefit from global diversification and actively exploit market inefficiencies, such as relative-value opportunities, across market segments.



| Key Data | Portfolio | Benchmark |
|--------------------------------------|-----------------|-----------|
| Yield to Maturity (YTM) | 2.4 | 1.7 |
| Modified Duration | 7.0 | 7.1 |
| Volatility* | 7.65% | n.a. |
| Average Rating | BBB | A- |
| # of Positions | 239 | 16,623 |
| Active Share (country, issuer, ISIN) | 19% / 73% / 97% | |

* 3 years annualized

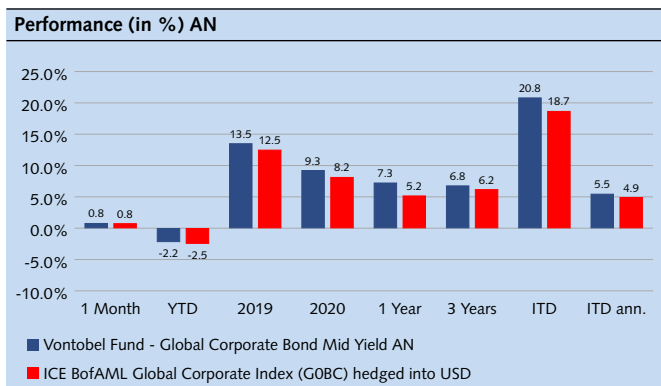
Rating Structure



| Fund Data | |
|----------------------------|--|
| Portfolio Manager | Christian Hantel / Marc Van Heems |
| Portfolio Manager location | Zurich |
| Fund domicile | Luxembourg |
| Benchmark | ICE BofAML Global Corporate Index (GOBC) hedged into USD |
| Fund currency | USD |
| Share class currency | USD |
| Swinging Single Pricing | Yes |
| Net asset value | 115.22 |
| Fund volume in mln | 760.15 USD |
| Share class volume in mln | 2.99 USD |
| Management fee | 0.340% |
| TER (per 28/02/2021) | 0.51% |
| Launch date | 12/10/2017 |
| Last distribution | 2.77 / November |
| ISIN | LU1683487976 |
| Valor | 38261426 |
| Tracking error** | 1.82% |
| Sharpe ratio** | 0.70 |
| Information ratio** | 0.33 |
| Jensen's Alpha** | -0.50% |
| Beta** | 1.23 |

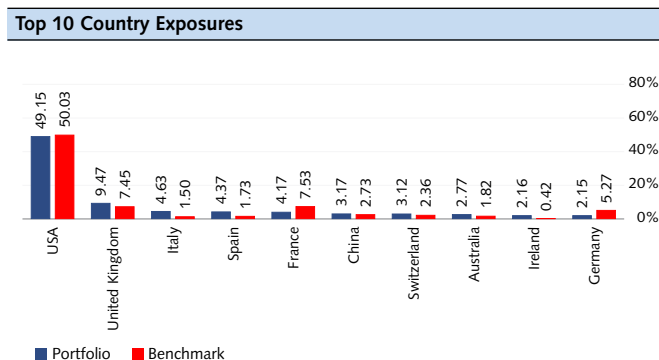
** 3 years annualized

| Net Performance of AN Share (in USD and %) | | | | | | | | |
|---|----------------------|----------------------|----------------------|----------------------|----------------------|-----------|-----------|-----------------|
| | 1 mth. | YTD | 2020 | 2019 | 2018 | 3 y. p.a. | 5 y. p.a. | since inception |
| Fund | 0.8 | -2.2 | 9.3 | 13.5 | -1.6 | 6.8 | n.a. | 20.8 |
| Index | 0.8 | -2.5 | 8.2 | 12.5 | -0.9 | 6.2 | n.a. | 18.7 |
| | 05.16 – 04.17 | 05.17 – 04.18 | 05.18 – 04.19 | 05.19 – 04.20 | 05.20 – 04.21 | | | |
| Fund | n.a. | n.a. | 6.4 | 6.8 | 7.3 | | | |
| Index | n.a. | n.a. | 6.3 | 7.1 | 5.2 | | | |
| Benchmark: ICE BofAML Global Corporate Index (GOBC) hedged into USD | | | | | | | | |
| Source: Vontobel Asset Management AG. Past performance is not a guide to current or future performance. The performance data do not take account of the commissions and costs incurred on issue and redemption. The return of the fund can be a result of currency fluctuations rise or fall. | | | | | | | | |



| Largest issuers | |
|-------------------------|------|
| BANK OF AMERICA CORP | 2.8% |
| AT&T INC | 2.0% |
| JPMORGAN CHASE & CO | 1.9% |
| GE CAPITAL EURO FUNDING | 1.9% |
| GLENCORE FINANCE EUROPE | 1.8% |
| MORGAN STANLEY | 1.7% |
| NATWEST GROUP PLC | 1.7% |
| GENERAL MOTORS FINL CO | 1.7% |
| VERIZON COMMUNICATIONS | 1.6% |
| HSBC HOLDINGS PLC | 1.6% |

| Opportunities | |
|---|--|
| + Broad diversification across numerous securities | |
| + Investments in foreign currencies might generate currency gains | |
| + Possible extra returns through single security analysis and active management | |
| + Gains on invested capital possible | |
| + Use of derivatives for hedging purposes may increase subfund's performance and enhance returns | |
| + Bond investments offer interest income and capital gains opportunities on declining market yields | |
| + Investment universe is diversified across global bond markets | |



| Risks | |
|---|--|
| - Limited participation in potential of single securities | |
| - Investments in foreign currencies are subject to currency fluctuations | |
| - Success of single security analysis and active management cannot be guaranteed | |
| - It cannot be guaranteed that the investor will recover the capital invested | |
| - Derivatives entail risks relating to liquidity, leverage and credit fluctuations, illiquidity and volatility | |
| - Interest rates may vary, bonds suffer price declines on rising interest rates | |
| - Investment universe may involve investments in countries where the local capital markets may not yet qualify as recognised capital markets | |
| - The Sub-Fund's investments may be subject to Sustainability Risks. | |
| Information on how sustainability risks are managed in this Sub-Fund may be obtained from Vontobel.com/SFDR | |

Important legal information:

This marketing document was produced for Wholesale/Retail clients, for distribution in: CH.

This document is for information purposes only and does not constitute an offer, solicitation or recommendation to buy or sell shares of the fund/fund units or any investment instruments, to effect any transactions or to conclude any legal act of any kind whatsoever. Subscriptions of shares of the fund should in any event be made solely on the basis of the fund's current sales prospectus (the "Sales Prospectus"), the Key Investor Information Document («KIID»), its articles of incorporation and the most recent annual and semi-annual report of the fund and after seeking the advice of an independent finance, legal, accounting and tax specialist. Furthermore and before entering into an agreement in respect of an investment referred to in this document, you should consult your own professional and/or investment advisers as to its suitability for you.

In particular, we wish to draw your attention to the following risks: Investments in riskier, higher-yielding bonds are generally considered to be more speculative in nature. These bonds carry a higher credit risk and their prices are more volatile than bonds with superior credit ratings. There is also a greater risk of losing the original investment and the associated income payments. Investments in derivatives are often exposed to the risks associated with the underlying markets or financial instruments, as well as issuer risks. Derivatives tend to carry more risk than direct investments. Investment universe may involve investments in countries where the local capital markets may not yet qualify as recognised capital markets. The investments underlying this Sub-Fund do not take into account the EU criteria for environmentally sustainable economic activities. The structure of ABS/MBS and the pools backing them might be intransparent which exposes the subfund to additional credit and prepayment risks (extension or contraction risks) depending on which tranche of ABS/MBS is purchased by the subfund. Money market investments are associated with risks of a money market, such as interest rate fluctuations, inflation risk and economic instability.

Past performance is not a reliable indicator of current or future performance. Performance data does not take into account any commissions and costs charged when shares of the fund are issued and redeemed, if applicable. The return of the fund may go down as well as up due to changes in rates of exchange between currencies. The value of the money invested in the fund can increase or decrease and there is no guarantee that all or part of your invested capital can be redeemed.

Interested parties may obtain the above-mentioned documents free of charge from the authorised distribution agencies and from the offices of the fund at 11-13 Boulevard de la Foire, L-1528 Luxembourg. Refer for more information on the fund to the latest prospectus, annual and semi-annual reports as well as the key investor information documents ("KIID"). These documents may also be downloaded from our website at vontobel.com/am, the representative in Switzerland: Vontobel Fonds Services AG, Gotthardstrasse 43, 8022 Zurich, the paying agent in Switzerland: Bank Vontobel AG, Gotthardstrasse 43, 8022 Zurich. In Spain, funds authorised for distribution are recorded in the register of foreign collective investment companies maintained by the Spanish CNMV (under number 280). The KIID can be obtained in Spanish from Vontobel Asset Management S.A., Spain Branch, Paseo de la Castellana, 95, Planta 18, E-28046 Madrid or electronically from atencionalcliente@vontobel.es. The fund and its subfunds are not available to retail investors in Singapore. Selected sub-funds of the fund are currently recognized as restricted schemes by the Monetary Authority of Singapore. These sub-funds may only be offered to certain prescribed persons on certain conditions as provided in the "Securities and Futures Act", Chapter 289 of Singapore. The fund is not authorised by the Securities and Futures Commission of Hong Kong. It may only be offered to those investors qualifying as professional investors under the Securities and Futures Ordinance. The contents of this document have not been reviewed by any regulatory authority in Hong Kong. You are advised to exercise caution and if you are in any doubt about any of the contents of this document, you should obtain independent professional advice. This information was approved by Vontobel Asset Management Asia Pacific Ltd., which has its registered office at 1901 Gloucester Tower, The Landmark 15 Queen's Road Central, Hong Kong.

Although Vontobel Asset Management AG ("Vontobel") believes that the information provided in this document is based on reliable sources, it cannot assume responsibility for the quality, correctness, timeliness or completeness of the information contained in this document. Except as permitted under applicable copyright laws, none of this information may be reproduced, adapted, uploaded to a third party, linked to, framed, performed in public, distributed or transmitted in any form by any process without the specific written consent of Vontobel. To the maximum extent permitted by law, Vontobel will not be liable in any way for any loss or damage suffered by you through use or access to this information, or Vontobel's failure to provide this information. Our liability for negligence, breach of contract or contravention of any law as a result of our failure to provide this information or any part of it, or for any problems with this information, which cannot be lawfully excluded, is limited, at our option and to the maximum extent permitted by law, to resupplying this information or any part of it to you, or to paying for the resupply of this information or any part of it to you. Neither this document nor any copy of it may be distributed in any jurisdiction where its distribution may be restricted by law. Persons who receive this document should make themselves aware of and adhere to any such restrictions. In particular, this document must not be distributed or handed over to US persons and must not be distributed in the USA.

© 2021 Morningstar. All rights reserved. The information contained herein: (1) is proprietary to Morningstar and/or its content providers; (2) may not be copied or distributed; and (3) is not warranted to be accurate, complete, or timely. Neither Morningstar nor its content providers are responsible for any damages or losses arising from any use of this information. Past performance is no guarantee for future results.

Vontobel Asset Management AG
Telefon +41 58 283 71 50
vontobel.com/am

Glossary

Benchmark

An index that is used to measure the performance of an investment fund with the purpose of tracking the return of such index or of defining the asset allocation of a portfolio or of computing the performance fees.

Beta

A measure of sensitivity - given as the average percentage change in the price of a fund when the market (benchmark) rises or falls by 1%. A value over (under) 1 means that on average the fund exhibits more (less) volatility than the benchmark. The figure is calculated on a 3-yearly basis.

Duration (Modified Duration)

Duration is an indication of how much a bond's price could be affected by a change in interest rates.

Effective Duration

Is a measure of the potential impact on a bond or portfolio price of a 1% change in interest rates across all maturities.

Hedging

Where a Class of Shares is described as hedged ("Hedged Share Class"), the intention is to hedge the Net Asset Value in the Reference Currency of the Sub/Fund into the Currency of the Hedged Share Class.

Information ratio

The information ratio (IR) is a ratio of portfolio returns above the returns of a benchmark to the volatility of those returns

Jensen's Alpha

Yield indicator. If the average return on a security or portfolio is larger than its expected return, the alpha is positive. If the average return is smaller than expected, the alpha is negative.

Management Fee

Is a fee which covers all costs relating to possible services rendered in connection with investment management and distribution. Please refer to the fund's prospectus for a complete description.

NAV

The Net Asset Value (NAV) represents the value per share. It is calculated by dividing the total net asset value of the fund (the value of the fund's assets less its liabilities) by the number of shares outstanding.

Performance Fee

The payment made to an Investment Manager if certain performance levels are achieved (often over and above any levels set out in the investment objective) within a set time period. Please refer to the fund's prospectus for a complete description.

Reference Index

The difference to benchmark is that the reference index is not used for calculation of performance fees.

Sharpe Ratio

The Sharpe ratio indicates the additional reward per unit of risk compared to a risk-free investment. It reveals how much performance was achieved at what level of risk.

TER

The fees and incidental costs charged on the management of collective investment schemes are to be disclosed using the internationally recognized Total Expense Ratio (TER). This ratio expresses the sum of all fees and incidental costs charged on an ongoing basis to the collective investment scheme's assets (operating expenses) taken retrospectively as a percentage of the net assets

Tracking error

Measure of the deviation of the return of a fund compared to the return of a benchmark over a fixed period of time. Expressed as a percentage. The more passively the investment fund is managed, the smaller the tracking error.

Volatility

Volatility (or risk or standard deviation) is an indicator of the range of fluctuation of the annualized performance of a fund over a certain period.

Weighted Average Coupon (WAC)

The coupon is the annual interest rate paid by a bond issuer on the face value of the bond.

Yield to Maturity

The rate of return anticipated on a bond if it is held until the maturity date.

Yield to Worst

The lowest potential yield that can be received on a bond without the issuer actually defaulting. The yield to worst is calculated by making worst-case scenario assumptions on the issue by calculating the returns that would be received if provisions are used by the issuer.