

Flash Fixed Income

11 June 2026

Hawkish central banks favour short-term bonds

Markets had expected 2026 to deliver an easing of central bank policy. There is no need to recount the events that have disrupted that narrative, but with energy prices pushing inflation higher, investors have instead been confronted with a hawkish pivot.

Approaching the second half of the year, we have already seen the ECB raise its base rate by 25 basis points (bp) to 2.25%; the market expects a further hike in September, and the central bank's guidance has offered little to dissuade that opinion.

Should investors expect hikes from the BoE and the Fed in the coming months? And what are the implications of tighter monetary policy for fixed income?

Was the ECB hike an overreaction?

The traditional monetary policy answer to an external energy shock is for central bankers to look through it. In our view, tightening policy won't ease the supply constraint, and it also adds to the growth drag of higher production costs. That said, the danger is that this one-off hit to headline inflation from higher oil prices becomes persistent through higher wages and additional price hikes. If inflation expectations shift higher, this can become a self-perpetuating cycle. Central banks must therefore monitor these second-order effects closely and take a view on whether they need to get ahead of them.

The ECB appears to be prioritising the risk of falling behind the inflation curve. Students of economic history will be aware that European policymakers are sometimes accused of being

Key takeaways

- Having initially expected central banks to cut interest rates in 2026, investors now face a hawkish pivot after the European Central Bank (ECB) hiked rates at its June meeting.
- Hikes from the Federal Reserve (Fed) and Bank of England (BoE) are far less certain, but the narrative has driven a flattening of yield curves thanks to a rise in short end yields.
- A Trump-appointed Fed chair should not be assumed to favour cuts; Kevin Warsh's record suggests the opposite, and an aggressive move to shrink the Fed's balance sheet could tighten financial conditions even alongside lower rates.
- Short-dated credit looks increasingly compelling to us here, with attractive levels of income offering potential returns that may be less sensitive to rate hikes or spread volatility.

oversensitive to inflation for historical reasons, a sensitivity that we have seen play out in previous cycles. In July 2008, even as the BoE and Fed were cutting rates in response to the global financial crisis, the ECB delivered one last rate hike because headline inflation was above target – this was 74 days before Lehman Brothers filed for bankruptcy, and the ECB would go on to cut rates by 325bp over the following 12 months.

Credit market performance

	Total return YTD (%)	Total return last 30 days (%)	Yield (%)	Duration (yrs)
EUR IG	1.05	1.26	3.6	4.5
GBP IG	0.56	2.71	5.5	5.7
US IG	0.91	1.30	5.2	6.5
EUR HY	1.66	1.00	5.5	3.0
GBP HY	2.71	1.63	8.6	2.9
US HY	1.94	1.10	7.1	3.1
EM HY	3.90	0.54	7.3	4.0
Euro Senior Banks	1.04	1.11	3.4	3.7
COCO	1.74	0.03	6.0	3.7

Past performance is not a reliable indicator of current or future results. Included for illustrative purposes only. Shown in local currency terms. It is not possible to invest directly into an index and they will not be actively managed. Source: Bloomberg.

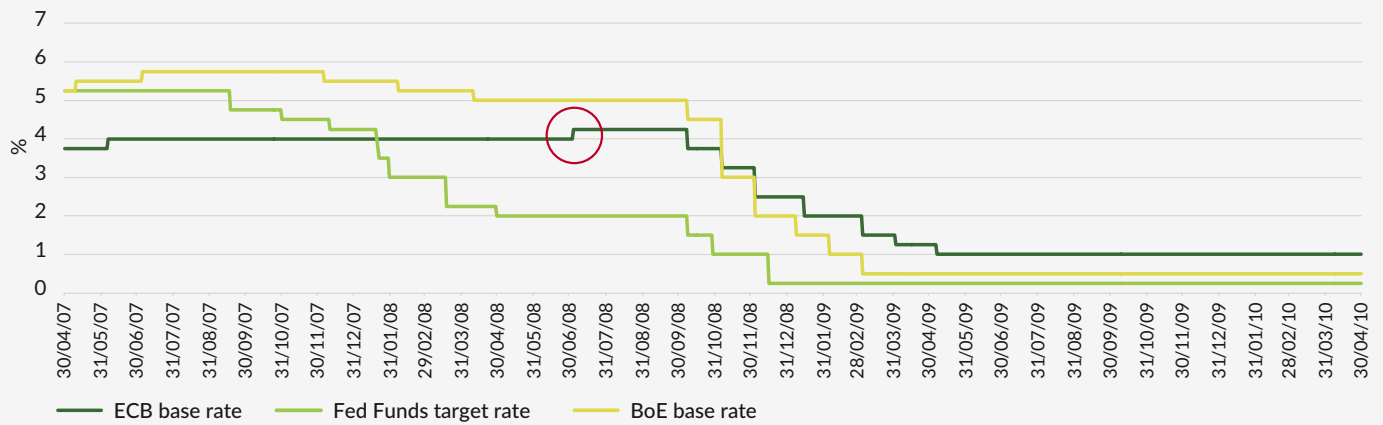


Gordon Shannon
Partner, Co-Head of Investment Grade, industry experience since 2007.



George Curtis
Partner, Portfolio Management, industry experience since 2012.

Exhibit 1: The ECB overreacted to inflation in 2008



Source: Bloomberg, 11 June 2026.

However, its caution today may be justified. While labour markets have shown signs of easing, the population is more sensitive to price increases having recently lived through higher inflation. Both the BoE and the Fed are keeping their options open for hikes later in the year. Credibility is viewed as a precious commodity among institutions that overused the word “transitory” through 2021.

Can the UK economy take a hike?

At the onset of the Iran conflict we said the BoE was stuck **between a rock and a hard place**, with higher (if slowly declining) inflation set against a weak growth outlook which may make the UK economy vulnerable to any tightening in policy. While the **political premium on Gilt yields** has moderated over the last month, the government remains constrained in its ability to increase borrowing and thus offer fiscal support.

Market pricing implies 60bp of hikes from the BoE over the next 12 months. It is worth remembering that this number, the equivalent of 2.8 25bp hikes, is far from an exact projection. Many think the BoE will not hike at all in the next year, but that 60bp reflects what others see as the meaningful possibility of a full hiking cycle involving multiple hikes. Most economists remain sceptical (of 40 polled by Bloomberg, only six expect even a single hike), but the data could change that view quickly.

The debate occurring within the rate-setting Monetary Policy Committee (MPC) is clear from its member’s public comments, with the committee aware that the UK base rate is already having a constraining impact on a weak economy. As Alan Taylor highlighted at the beginning of June: “Interest rates don’t need to

go higher because they’re quite restrictive at the moment.” On the other side, BoE Chief Economist Huw Pill was the dissenter at the 8-1 vote to hold rates at the April meeting, stating that a “prompt but modest hike” in rates would help mitigate the risk of what he called a “re-emergence of intrinsic inflation persistence.”

When Pill says “persistence” he means inflation today is a function of inflation yesterday, because expectations have a historical component. This occurs both via the wage-price feedback loop and via the infrequent resetting of all contracts in the economy that reference an inflation measure. He used “intrinsic” to highlight that the UK wage-setting process had still not returned to pre-Covid normality after the 2022 inflation shock, even before the Iran war.

Ultimately the MPC can only fall back on the logic of looking through this energy shock, if it is confident the economy was already on course to reach its inflation target. That might currently be the BoE’s best guess, but there remains considerable uncertainty. On inflation expectations, the BoE Chair Andrew Bailey recently told the Treasury Select Committee: “I don’t think they are de-anchored at the moment, but it is something...that we watch very carefully.”

Can the Fed tighten even with a rate cut?

When we look at the US over the next 12 months, there’s also a stark gap between the market-implied projection of 43bp of hikes and economic commentary, with the median Bloomberg projection for rates to *drop* by 23bp.

Rates dashboard

		Change (bp)			
		Current %	1w	1m	YTD
US Treasury	2yr	4.06	2	8	61
	10yr	4.46	-1	-1	34
	30yr	4.96	-2	-8	15
UK Gilt	2yr	4.34	1	-14	61
	10yr	4.91	1	-16	41
	30yr	5.59	0	-15	36
German Bund	2yr	2.68	2	-3	56
	10yr	3.03	1	-7	18
	30yr	3.56	0	-6	9

		Change (bp)				
		Market projection	Current %	1w	1m	YTD
Base rate 3.75%	end-2026	3.89	-7	9	81	
	end-2027	3.92	-12	13	69	
Base rate 3.75%	end-2026	4.24	1	-19	89	
	end-2027	2.71	-3	-9	33	
Base rate 2.25%	end-2026	2.74	-3	-11	63	
	end-2027	2.71	-3	-9	33	

Indicative market indices, data as at 11 June 2026. Past performance is not a reliable indicator of current or future results. Included for illustrative purposes only. Shown in local currency terms. It is not possible to invest directly into an index and they will not be actively managed. Source: Bloomberg, TwentyFour.

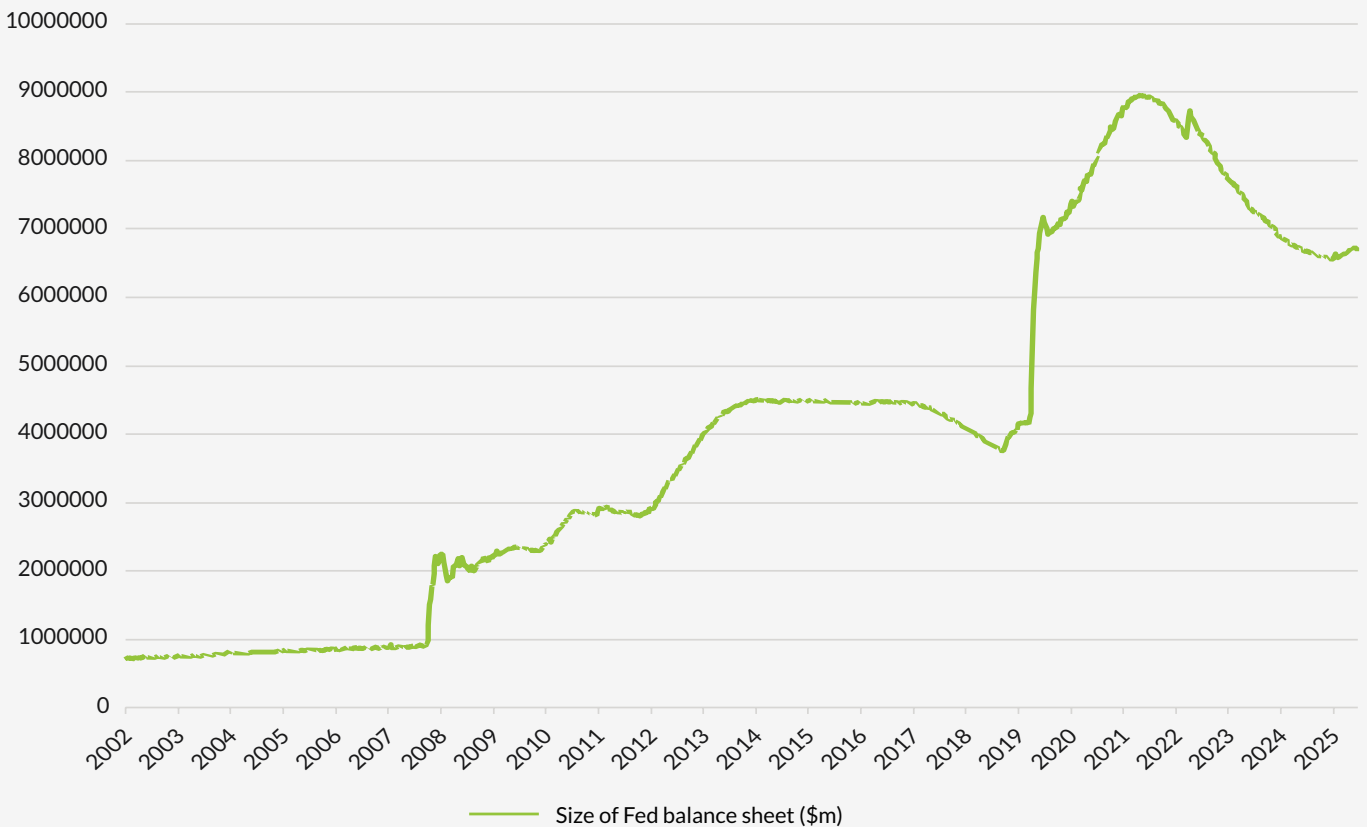
President Trump's involvement in the recent appointment of Kevin Warsh as Fed Chair may have led many to assume a dove is taking over the Federal Open Market Committee (FOMC). We have little doubt Trump's very public calls for rate cuts mean he expects Warsh to deliver them. But while Warsh argued last year that AI productivity gains meant the Fed could ease, his historical record is more hawkish and he remained conspicuously silent in the run-up to his installation. This may have been out of respect for the institution, especially as he plans to rein in its communication style, but it could equally be explained by a reluctance to rock the boat if his view no longer aligns with the President.

We will find out more when Warsh holds his first press conference following the Fed's June 17 meeting. What we do know today, however, is that the new chair appears to be in favour of reducing the Fed's balance sheet. He resigned from the FOMC in 2011 in protest against the second round of quantitative easing (QE). Coming back as the boss, we believe he will favour accelerating quantitative tightening (QT) to reverse what he sees as more than a decade of mistaken policy.

Ultimately, a large enough magnitude of QT can have a net tightening impact on inflation and the economy even if carried out alongside rate cuts. A single 25bp cut, if expected to persist for years, could reduce the yield on 10-year bonds by some amount smaller than 25bp (far less if the market believes rising inflation will cause that cut to be reversed). But the market could be forced to absorb enough long dated US Treasuries (USTs) that reducing the overnight rate does not reduce the yield on those bonds. Term premium has historically moved by 50-100bp as assumptions about long-dated issuance change.

It is therefore not difficult to envisage a QT programme which sees 10-year yields rise enough to offset a single 25bp rate cut, simply through the weight of the Fed balance sheet run-off. Borrowers who care more about the 10-year rate than overnight rates would include companies issuing bonds, the government financing its deficit, and consumers seeking mortgages, all of which would be negatively impacted by the rise in yields despite the headline rate cut. As Exhibit 2 shows, there are still extensive assets for QT and plenty of scope to accelerate their run-off.

Exhibit 2: Warsh has plenty of scope to accelerate QT



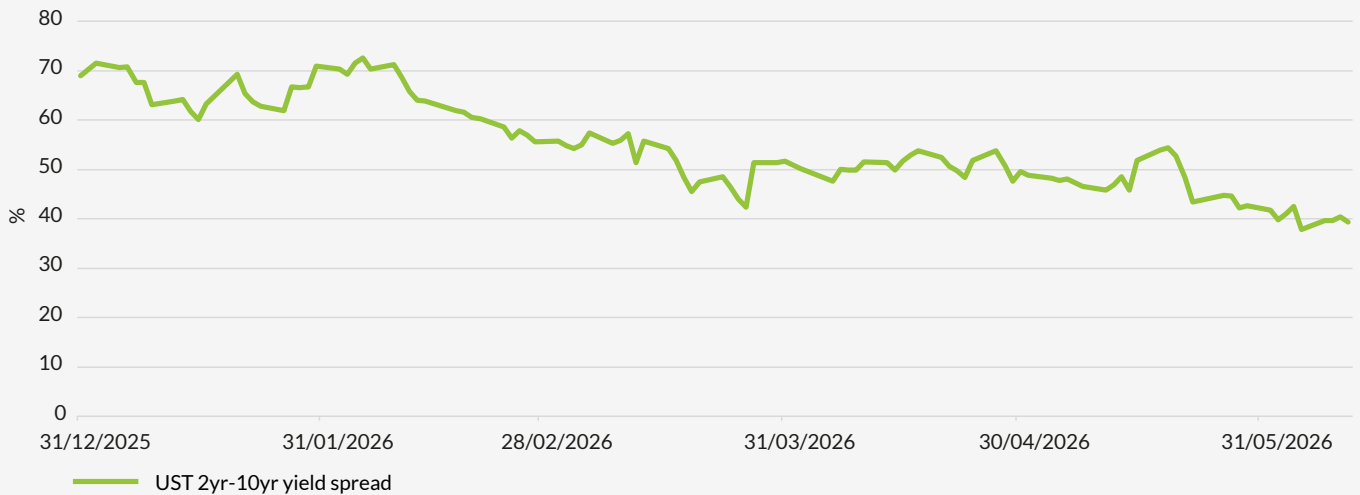
Source: Board of Governors of the Federal Reserve System, FRED, 11 June 2026

Rate hike narrative has contributed to flattened yield curves

Regardless of how many hikes central banks globally have in store for fixed income markets over the next year, investors are faced with a more hawkish backdrop. All else equal, yield curves flatten in this scenario; rate hikes and a higher-for-longer narrative have a similar impact in raising yields at the front end but less so at the long end.

Exhibit 3 shows this yield curve flattening in the form of the shrinking spread between two-year and 10-year USTs. This trend could continue if longer dated inflation expectations stay contained, but that is not assured. Fiscal risk from expanding term premium via government issuance remains, and therefore we see the theme of government bonds being an unreliable risk-off hedge continuing. More QT could add further potential downside to long dated bonds.

Exhibit 3: Shrinking 2s-10s spread reflects higher short-term yields



Source: Bloomberg, 11 June 2026.

In a world where central banks were easing policy, investors felt they had a lot of protection, as slowing growth or various forms of crisis could be met with an acceleration in that easing.

However, higher embedded inflation from the Iran energy shock has contributed to considerable uncertainty into the central bank reaction function. Regardless of where a central bank sees itself on the spectrum of the dual mandate between full employment and stable prices, more growth weakness must be tolerated when the danger of higher inflation expectations becoming embedded hangs over them. As a result, we think the famous central bank “put option” that sees investors expect rate cuts when growth slows must be viewed as less reliable.

While this is not an acute threat for credit markets, which we see as still benefiting from both strong underlying fundamentals and heavy technical demand, it does magnify downside risks.

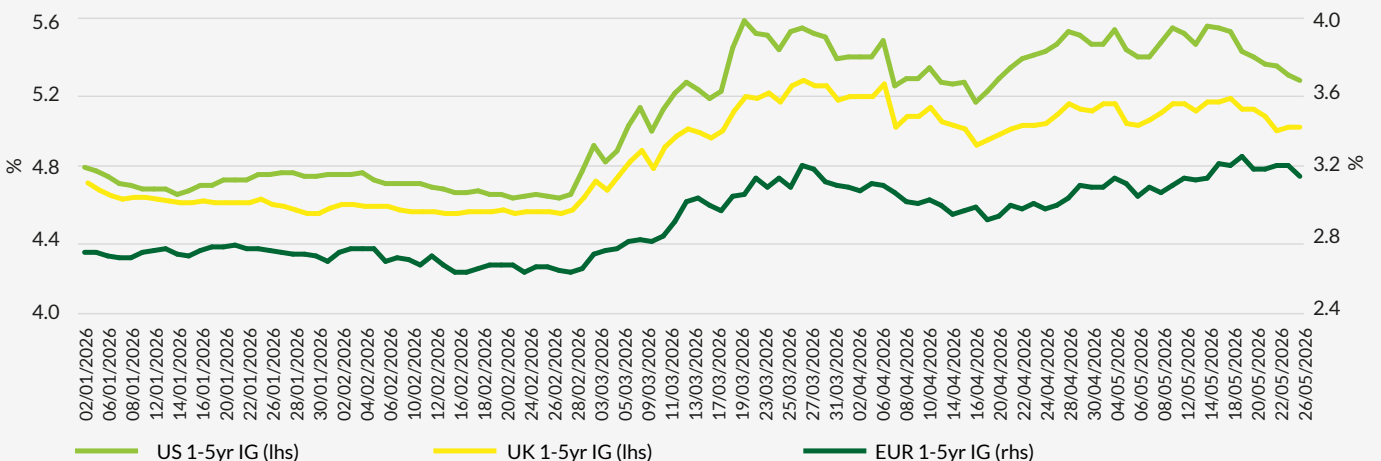
Short-dated credit looks increasingly attractive

Given the skew of risks facing fixed income investors in this new landscape, we prefer short-dated credit here.

Without the benefit of roll-down from upward sloping yield curves, passively owning the long end is less compelling, and flatter yield curves mean the opportunity cost of avoiding the long end is smaller. Shorter dated bonds tend to exhibit less volatility because with less duration, they are less sensitive to shifts in rate expectations. With higher breakeven levels investors are offered greater protection against downside shocks and higher short end yields have enhanced this buffer. Compensation for uncertainty appears more valuable when policy is less protective.

Meanwhile, the repricing of central bank policy has meaningfully improved the all-in yields on offer to investors in short-dated credit (see Exhibit 4). As we [recently argued](#), short-dated credit is offering attractive levels of income, and potentially attractive returns that do not rely on rate cuts or credit spread tightening.

Exhibit 4: Short dated credit looks compelling



Source: ICE BofA Indices, Bloomberg, June 2026.

Important information

The views expressed represent the opinions of TwentyFour as at 11 June 2026, they may change, and may also not be shared by other members of the Vontobel Group. This article does NOT express any political views or endorsements, but rather aims to objectively analyse the economic factors and implications. The analysis is based on publicly available information as of the date above and is for informational purposes only and should not be construed as investment advice or a personal recommendation. References to holdings and/or other companies for illustrative purposes only and should not be considered a recommendation to buy, hold, or sell any security discussed herein.

Any projections, forecasts or estimates contained herein are based on a variety of estimates and assumptions. Market expectations and forward-looking statements are opinion, they are not guaranteed and are subject to change. There can be no assurance that estimates or assumptions regarding future financial performance of countries, markets and/or investments will prove accurate, and actual results may differ materially. The inclusion of projections or forecasts should not be regarded as an indication that TwentyFour or the Vontobel Group considers the projections or forecasts to be reliable predictors of future events, and they should not be relied upon as such. We reserve the right to make changes and corrections to the information and opinions expressed herein at any time, without notice.

Past performance is not a guarantee of future results. Investing involves risk, including possible loss of principal. Value and income received are not guaranteed and one may get back less than originally invested. TwentyFour, Vontobel Group, its affiliates and the individuals associated therewith may (in various capacities) have positions or deal in securities (or related derivatives) identical or similar to those described herein.

The index data referenced herein is the property of Merrill Lynch, Pierce, Fenner & Smith Incorporated (BofAML) and/or its licensors and has been licensed for use by Vontobel. BofAML and its licensors accept no liability in connection with its use. Index comparisons are provided for informational purposes only and should not be used as the basis for making an investment decision. It is not possible to invest directly in an index and they are not actively managed.

Source: Bloomberg. BLOOMBERG® is a trademark and service mark of Bloomberg Finance L.P. and its affiliates (collectively "Bloomberg"). Bloomberg does not approve or endorse this material, or guarantees the accuracy or completeness of any information herein, or makes any warranty, express or implied, as to the results to be obtained therefrom and, to the maximum extent allowed by law, neither shall have any liability or responsibility for injury or damages arising in connection therewith. This marketing document was produced and approved by TwentyFour Asset Management LLP ("TwentyFour"), a company of the Vontobel Group (collectively "Vontobel") for professional/institutional investors only.

The information contained in this document is not intended for distribution to or use by any person or legal entity in any jurisdiction or country in which such distribution or use would violate any valid law or regulation or would require Vontobel or its affiliates to register within that jurisdiction or country. Vontobel makes no assurances that the information contained in this document is suitable for use at all locations or by all viewers.

This document does not in any jurisdiction constitute, directly or indirectly, a recommendation, offer or solicitation to the public or anyone else to subscribe to, purchase, hold or sell a financial instrument and is not to be construed accordingly.

This document is a general communication. It is not independent and was prepared exclusively for informational and educational purposes. The information and opinions contained in this document (jointly "information") are not to be taken as forecasts, research, recommendations or investment advice, are not intended to predict actual results and no assurances are given with respect thereto. Certain information herein is based upon forward-looking statements, information and opinions, including descriptions of anticipated market changes and expectations of future activity of countries, markets and/or investments. We believe such statements, information, and opinions are based upon reasonable estimates and assumptions. Actual events or results may differ materially and, as such, undue reliance should not be placed on such forward-looking information. All forecasts, forward-looking statements and estimates contained in this document are speculative. Various risks and uncertainties mean that it cannot be guaranteed that the estimates or assumptions made will prove to be correct and actual events and results may differ significantly from those presented or expected in this document. The opinions expressed in this document may change as a result of market, economic and other conditions. Information in this document should not be interpreted as a recommendation but as an illustration of general economic issues. Please note that past performance is not a reliable indicator of current or future performance and that forecasts are essentially limited and must not be used as an indicator for future performance.

All information in this document is provided on the basis of knowledge and/or the evaluation of the market at the time of preparing the document or at the time stated in the document without making any express or implicit representations or warranties of any kind. However such information can become void or change as a result of subsequent political or market events or for other reasons. Vontobel reserves the right to make changes and corrections to the information and opinions expressed herein at any time, without notice, but is under no obligation to do so. Viewers bear sole responsibility for decisions made on the basis of information in this document. They must not rely on information in this document when making an investment decision or any other decision.

This document was not prepared on the basis of individual investor relations. Nothing in this document constitutes advice regarding taxes, accounting, regulation, law, insurance, investments or any other form of advice regarding subscribing to, purchasing, holding or selling securities or other financial instruments, making transactions or following particular investment strategies.

Vontobel is not liable for any direct or indirect losses or damage that result from the information available in this document, including but not limited to loss of earnings, or for any losses or damage incurred as a direct or indirect result of the use of information contained in the document.

Vontobel releases itself, insofar as is possible under the applicable law, from any liability for direct or indirect damage or losses resulting from the information provided here or from the absence of information. Although Vontobel believes that the information in this document was compiled with all due care, Vontobel makes no express or implicit guarantee of the accuracy or completeness of the information, text, figures or other elements included in this document. The document should not be used as a reliable basis for decisions. Vontobel accepts no liability in this regard.

The information included in this document does not constitute a contractual relationship between the provider of this information and the viewers of this document and is not to be interpreted as such.

All aspects of this document are the copyrighted property of Vontobel or third parties. Information in this document is intended for your personal, not commercial, use.

Vontobel, members of the management team or employees may have invested in the past or currently invest in financial instruments about which information or opinions are included in this document, or they may invest in these instruments in future. Vontobel may also have provided services in the past, may currently provide services or may provide services in the future for issuers of these financial instruments, including for example, corporate finance or market making services. It is also possible that employees or members of the management team at Vontobel have in the past exercised certain functions for the issuers of these financial issuers (e.g. work as member of the management team), or that they exercise these currently or will do so in future. Vontobel, employees or members of the management team could therefore have a personal interest in the future performance of financial instruments.

US: Distribution to U.S. persons (as defined in Regulation S under the Securities Act of 1933) by TwentyFour Asset Management (US) LP ("TwentyFour US"), Vontobel Asset Management, Inc. (VAMUS), TwentyFour US, and VAMUS are registered as investment advisers with the U.S. Securities and Exchange Commission (SEC) in accordance with the current version of the 1940 U.S. Investment Advisers Act. Registration as an investment adviser with the SEC does not presuppose a particular level of skills or expertise. TwentyFour US is a wholly-owned subsidiary of TwentyFour Asset Management LLP. VAMUS is a wholly-owned subsidiary of Vontobel Holding AG, Zurich, Switzerland.

Canada: Information herein is provided for use with permitted clients / institutional investors only. Vontobel operates in Canada in connection with our investment and business activity pursuant to the following: Vontobel Asset Management Inc. relies on the International Adviser Exemption in the provinces of Alberta, British Columbia, Saskatchewan, Ontario and Quebec and the Investment Fund Manager Exemption in Ontario and Quebec. Vontobel Asset Management AG relies on the Investment Fund Manager Exemption in the provinces of Ontario and Quebec. TwentyFour relies on the International Adviser, International Dealer and Investment Fund Manager Exemptions in the province of Ontario.

For US Offshore and LatAm: Information herein prepared and approved for institutional / professional investors and approved for use in certain jurisdictions only. Vontobel offers a variety of products and services intended solely for qualified investors from certain countries or regions. Your country of legal residence will determine the products or services that are available to you. Information herein should not be considered a solicitation or offering for the sale of any investment product or service to any person in any jurisdiction where such solicitation or offer would be unlawful or prohibited. Furthermore, this information is not intended for use in any jurisdiction which would subject Vontobel and/or TwentyFour to any registration, licensing or other authorization requirement within such jurisdiction or country. It is the responsibility of the recipient to inform themselves and observe applicable regulations and restrictions for their respective jurisdiction(s). Information herein is not intended for retail investors and/or distribution to the general public in any jurisdiction.

In Mexico: None of the funds managed by TwentyFour have been, and are not expected to be, registered in the National Registry of Securities maintained by the National Banking and Securities Commission ("CNBV"), and therefore may not be offered or sold publicly in Mexico. The funds managed by TwentyFour may only be offered or sold to qualified and institutional investors in Mexico, pursuant to the private placement exemption set forth under Article 8 of the Mexican Securities Market Law as part of a private offer.

Australia & New Zealand: Vontobel is represented in Australia by Vontobel Asset Management Australia Pty Limited (ABN 80 167 015 698), which is the holder of Australian Financial Services Licence number 453140 ("Vontobel Australia"). Vontobel and Vontobel Australia are also an Overseas Financial Adviser in the meaning of the Financial Advisers Act 2008 of New Zealand ("FAA"). Neither Vontobel Australia nor any other member of the Vontobel Group has a presence in New Zealand.

Hong Kong: The content of this document was not reviewed or approved by any regulatory body in Hong Kong, including the Securities and Futures Commission in Hong Kong. This document has been approved for use in Hong Kong by Vontobel (Hong Kong) Limited, a corporation licensed by the Securities and Futures Commission. You are therefore advised to exercise caution and, in the event of doubt regarding the contents, to seek independent professional advice.

Singapore: This document has not been reviewed by the Monetary Authority of Singapore. This document should not be considered as a solicitation to the general public or a member of the general public in Singapore to subscribe to or purchase financial instruments, either directly or indirectly.

Japan: this material has been approved and is distributed by Vontobel Asset Management Pte. Ltd. (Financial Instruments Business Operator conducting Investment Advisory and Agency Business) (Director of Kanto Local Finance Bureau (Kinsho) No. 3214) in order to provide general information only, and is not intended as a solicitation for the purchase or sale of any financial instruments, or as a solicitation for an investment management or investment advisory relationship. This document is to be used solely by your company for the purpose of research and informational purposes, and may not be copied, reproduced, used for unrelated purposes or provided

outside your company without our company's consent. Although this document has been prepared based on information that we believe to be reliable, we do not warrant its accuracy or reliability. The information and data presented here are as of the date of preparation of this document. The historical performance and wording of this material do not warrant or imply any future operating results. Past performance is not a predictor of future performance or results. All rights and obligations relating to the information in this material belong to the information provider, and the content may be varied or modified without notice for any reason determined by the information provider. Any investment or other judgment based on the information in this material shall be made at the sole responsibility of the reader, and neither Vontobel Asset Management Pte. Ltd. nor any other information provider shall be held liable in any way for any loss caused by the information in this material.